

A large blue graphic celebrating 100 years, featuring the number '100' in a bold, sans-serif font, with the word 'YEARS' in a smaller, white, sans-serif font inside a blue rectangular banner below it. The banner has a ribbon-like effect at the ends.

LEAN ON US







Ray, Sue, Doug, Richard and Jack York

A Message From Ewing's President

For 100 years – and through three generations of leadership (and now adding the fourth) beginning with our founder, King Ewing – we have worked with trusted partners to provide our customers with high-quality products they can rely on season after season.

As we celebrate Ewing's centennial and look forward to our next 100 years, our commitment to you and your success is unwavering. While our products and services offered online and in person continue to evolve, our dedication to service excellence never falters.

To that end, we're offering our 100-year catalog in print as well as online to provide easy access for everyone. You will find the best of the best in green industry, with products in the irrigation, turf and ornamentals, outdoor living, landscaping supplies, hardscape, golf and sports field categories.

Without you, Ewing would not be celebrating this important milestone, and we cannot thank you enough for leaning on us to help grow your business in this ever-changing industry. We value every relationship we've built over the last century, and look forward to working closely with you to strengthen those relationships in the years to come.

Douglas W. York
President and Chief Executive Officer



100 YEARS SERVING YOU

Ewing Irrigation & Landscape Supply has provided green industry contractors with the **products and services that offer value to their businesses.**

From exceptional blue counter customer service to online account services and rewards programs like the ProAdvantage Program, lean on Ewing for all your green industry business needs.



Learn How You Can
Lean on Us



Irrigation



Turf & Ornamental



Lighting



Hardscape

Contents

Irrigation4
Rotors, Valves, Sprays, Controllers, Fittings, Pumps, Drainage, Wire trackers, Drip Irrigation

Turf and Ornamental.....65
Seed, Fertilizer, Chemicals (herbicides/pest), Equipment, Safety Gear

Landscape Supplies.....81
Fabrics, Erosion Control, Tools, Accessories


Landscape Lighting.....95

Outdoor Living117
Hardscape, Outdoor Kitchens, Water Features

Wire150

Golf155


Sports Field.....173



Irrigation



Our reason is **water.**TM



**Advanced Drainage Systems
designs, manufactures and delivers
water management solutions
for companies and communities.**

As an industry leader in sustainable business practices,
we're proud to be the second largest plastic recycling
company in North America.

Learn more about how we're protecting water,
a precious natural resource, at
sustainability.ads-pipe.com.



ADS Single Wall Pipe

ADS single wall pipe delivers superior value, while providing physical strength and structural design that can't be matched by metal or concrete.

APPLICATIONS

- Culverts
- Drains
- Sports fields
- Golf courses
- Parking lots
- Walkway drains
- Downspouts/roof drainage

FEATURES

- Available in varying stick and coil lengths based on diameter – longer lengths result in fewer joints
- Meets soil tight joint performance
- Pipe can be easily field cut to desired length
- Lightweight pipe requires less labor and equipment for faster installation and reduced costs



Single Wall Pipe Internal Couplers

SKU	Diameter	Package Quantity
0315AA	3"	50
0417AA	4"	16
0515AA	5"	12
0615AA	6"	9

Single Wall Pipe External Snap Couplers

SKU	Diameter	Package Quantity
0312AA	3"	24
0412AA	4"	24
0512AA	5"	24
0612AA	6"	8

Single Wall Pipe Snap End Caps

SKU	Diameter	Package Quantity
0332AA	3"	30
0432AA	4"	40

Single Wall Pipe Split End Caps

SKU	Diameter	Package Quantity
0531AA	5"	24
0631AA	6"	12

Single Wall Pipe Clay Adapters

SKU	Diameter	Package Quantity
0362AA	3"	24
0462AA	4"	24
0562AA	5"	24
0662AAHAN	6"	11

Single Wall Pipe Downspout Adapters

SKU	Diameter	Package Quantity
0364AA	3" x 3.25" x 2.5"	24
0464AA	4" x 3.25" x 2.5"	24
0465AA	4" x 4.25" x 3"	20
0466AA	4" x 2.56" x 2.56"	24
0664AA	6" x 4" x 6"	1
0664AC	6" x 4" x 6"	1

Single Wall Pipe

SKU	Wall Type	Diameter	Length
03510010	Solid	3"	10'
03510100	Solid	3"	100'
03010010	Perforated	3"	10'
03010100	Perforated	3"	100'
03730100BS	Perforated w/wrap	3"	100'
04510010	Solid	4"	10'
04510100	Solid	4"	100'
04010010	Perforated	4"	10'
04010100	Perforated	4"	100'
04730100BS	Perforated w/ wrap	4"	100'
06510010	Solid	6"	10'
06510020	Solid	6"	20'
06510100	Solid	6"	100'
06010010	Perforated	6"	10'
06010020	Perforated	6"	20'
06010100	Perforated	6"	100'
06730100BS	Perforated w/wrap	6"	100'
08510020	Solid	8"	20'
08010020	Perforated	8"	20'
08730020	Perforated w/wrap	8"	20'
10510020	Solid	10"	20'
10010020	Perforated	10"	20'
10730020	Perforated w/wrap	10"	20'
12510020	Solid	12"	20'
12010020	Perforated	12"	20'
15510020	Solid	15"	20'
15010020	Perforated	15"	20'
18510020	Solid	18"	20'
18010020	Perforated	18"	20'
24510020	Solid	24"	20'
24010020	Perforated	24"	20'

N-12 Dual Wall Pipe

ADS offers N-12 dual wall 4"-12" (100-300 mm) corrugated smooth interior pipe made from high-density polyethylene (HDPE). HDPE provides better strength than PVC to survive the impact of rocks in the backfill process. HDPE is also abrasion and corrosion resistant and is available in plain end, soil tight or water tight.

APPLICATIONS

- Roof drains
- Foundation lines
- Culverts
- Collector pipe
- Roadway edge drains
- Construction site dewatering

FEATURES

- In-line bell design with exceptional joint strength
- Installation cost savings
- Variety of diameters and lengths fit any project
- Joint only requires lube for fitting, does not require grout, sealing bands or additional gasket materials

N-12 Dual Wall Pipe (per AASHTO)

Plain End	Soil Tight	Water Tight	Diameter	Length	Wall Type
04150010		04650010IB	4"	10'	Solid
04110010			4"	10'	Perforated
04150020		04650020IB	4"	20'	Solid
04110020			4"	20'	Perforated
04230020			4"	20'	Perforated w/sock
06150010		06650010IB	6"	10'	Solid
06110010			6"	10'	Perforated
06150020		06650020IB	6"	20'	Solid
06110020			6"	20'	Perforated
06230020			6"	20'	Perforated w/sock
08150010		08650010IB	8"	10'	Solid
08110010			8"	10'	Perforated
08150020		08650020IB	8"	20'	Solid
08110020			8"	20'	Perforated
08230020			8"	20'	Perforated w/sock
10150010		10650010IB	10"	10'	Solid
10110010			10"	10'	Perforated
10150020		10650020IB	10"	20'	Solid
10110020			10"	20'	Perforated
10230020			10"	20'	Perforated w/sock



N-12 Dual Wall Pipe (per AASHTO) cont'd

Plain End	Soil Tight	Water Tight	Diameter	Length	Wall Type
12950020	12850020IB	12650020IB	12"	20'	Solid
12910020	12810020IB		12"	20'	Perforated
12930020	12830020IB		12"	20'	Perforated w/sock
15950020	15850020IB	15650020IB	15"	20'	Solid
15910020	15810020IB		15"	20'	Perforated
15930020	15830020IB		15"	20'	Perforated w/sock
18950020	18850020IB	18650020IB	18"	20'	Solid
18910020	18810020IB		18"	20'	Perforated
18930020	18830020IB		18"	20'	Perforated w/sock
24950020	24850020IB	24650020IB	24"	20'	Solid
24910020	24810020IB		24"	20'	Perforated
24930020	24830020IB		24"	20'	Perforated w/sock
30950020	30850020IB	30650020IB	30"	20'	Solid
30910020	30810020IB		30"	20'	Perforated
30930020	30830020IB		30"	20'	Perforated w/sock
36950020	36850020IB	36650020IB	36"	20'	Solid
36910020	36810020IB		36"	20'	Perforated
	36830020IB		36"	20'	Perforated w/sock
42950020	42850020IB	42650020IB	42"	20'	Solid
42910020	42810020IB		42"	20'	Perforated
	42830020IB		42"	20'	Perforated w/sock
48950020	48850020IB	48650020IB	48"	20'	Solid
48910020	48810020IB		48"	20'	Perforated
	48830020IB		48"	20'	Perforated w/sock
60950020	60850020IB	60650020IB	60"	20'	Solid
60910020	60810020IB		60"	20'	Perforated
	60830020IB		60"	20'	Perforated w/sock

ADS has an app available for installation guides of our pipe. Please go to:
www.adspipe.com/resources/ads-design-studio/apps
to download the correct app for your mobile device.



N-12 Dual Wall Pipe (cont.)

N-12 Dual Wall Pipe (per ASTM F2648)

Plain End	Soil Tight	Water Tight	Diameter	Length	Wall Type
12950020D W	12850020IBD W	12650020IBD W	12"	20'	Solid
12910020D W	12810020IBD W		12"	20'	Perforated
12930020D W	12830020IBD W		12"	20'	Perforated w/sock
15950020D W	15850020IBD W	15650020IBD W	15"	20'	Solid
15910020D W	15810020IBD W		15"	20'	Perforated
15930020D W	15830020IBD W		15"	20'	Perforated w/sock
18950020D W	18850020IBD W	18650020IBD W	18"	20'	Solid
18910020D W	18810020IBD W		18"	20'	Perforated
18930020D W	18830020IBD W		18"	20'	Perforated w/sock
24950020D W	24850020IBD W	24650020IBD W	24"	20'	Solid
24910020D W	24810020IBD W		24"	20'	Perforated
24930020D W	24830020IBD W		24"	20'	Perforated w/sock
30950020D W	30850020IBD W	30650020IBD W	30"	20'	Solid
30910020D W	30810020IBD W		30"	20'	Perforated
30930020D W	30830020IBD W		30"	20'	Perforated w/sock
36950020D W	36850020IBD W	36650020IBD W	36"	20'	Solid
36910020D W	36810020IBD W		36"	20'	Perforated
	36830020IBD W		36"	20'	Perforated w/sock
42950020D W	42850020IBD W	42650020IBD W	42"	20'	Solid
42910020D W	42810020IBD W		42"	20'	Perforated
	42830020IBD W		42"	20'	Perforated w/sock
48950020D W	48850020IBD W	48650020IBD W	48"	20'	Solid
48910020D W	48810020IBD W		48"	20'	Perforated
	48830020IBD W		48"	20'	Perforated w/sock
60950020D W	60850020IBD W	60650020IBD W	60"	20'	Solid
60910020D W	60810020IBD W		60"	20'	Perforated
	60830020IBD W		60"	20'	Perforated w/sock

Triplewall Pipe

ADS 3000 Triplewall pipe is made from high-density polyethylene (HDPE), which delivers superior value, physical strength and structural design that cannot be matched.

APPLICATIONS

- Residential drainage
- Sump pump outlet
- Retaining walls
- Curtain drains
- Downspout runoff
- Foundation/footer drainage
- Irrigation
- Parks/golf courses
- Septic leach fields

FEATURES

- 10' (3 m) lengths available
- Corrosion resistant to acids, alkalies and salts
- Safe, easy, efficient installations without breaking, splitting or cracking
- Constructed with bell-and-spigot ends for soil tight joints
- HDPE core fully encloses waterway and lateral pillars maintain pipe rigidity



SKU	Diameter	Length	Wall Type
0355-0010	3"	10'	Solid
0352-0010	3"	10'	2-hole perforated
0455-0010	4"	10'	Solid
0452-0010	4"	10'	2-hole perforated
0453-0010	4"	10'	3-hole perforated*

*Available in Eastern U.S. only

Inserta Tee OneFit

ADS Inserta Tee OneFit is a three-piece lateral pipe solution that will fit any type of pipe. The fast and efficient installation will save time when connecting laterals. The fitting is reliable and lowers material and labor costs.



APPLICATIONS

- Roof drain leaders
- Structures
- Retention/detention
- Storm sewers
- Irrigation
- Nyloplast drain basins
- Rainwater harvesting

FEATURES

- No need to disturb backfill
- Eliminates glues, epoxies, grout, tightening and retightening of bands
- Matching of internal radius of pipe or structure for minimal penetration
- No straps or clamps that require digging under the mainline pipe
- Reduction in labor hours and pipe materials


For sanitary grade or custom fitting needs, building a part number is easy! Please use our Inserta Tee Part Finder at <https://partfinder.insertatee.com> or contact insertasales@adspipe.com.

SKU	Description	Diameter
4P2610-12FIT	4" SDR 26/35 PVC into 10"-12" pipe	4"
4P2515+FIT	4" SDR 26/35 PVC into 15" and larger pipe	4"
4N1210-12FIT	4" ADS N-12 into 10"-12" pipe	4"
4N1215+FIT	4" ADS N-12 into 15" and larger pipe	4"
4IPS10-12FIT	4" IPS/Sch40 PVC into 10"-12" pipe	4"
4IPS15+FIT	4" IPS/Sch40 PVC into 15" and larger pipe	4"
R412SAW	4½" red hole saw – for cutting plastic mainline pipes	4"
6P2610-12FIT	6" SDR 26/35 PVC into 10"-12" pipe	6"
6P2515+FIT	6" SDR 26/35 PVC into 15" and larger pipe	6"
6N1210-12FIT	6" ADS N-12 into 10"-12" pipe	6"
6N1215+FIT	6" ADS N-12 into 15" and larger pipe	6"
6IPS10-12FIT	6" IPS/Sch40 PVC into 10"-12" pipe	6"
6IPS15+FIT	6" IPS/Sch40 PVC into 15" and larger pipe	6"
R612SAW	6½" red hole saw – for cutting plastic mainline pipes	6"
8P2612-15FIT	8" SDR 26/35 PVC into 12"-15" pipe	8"
8P2518+FIT	8" SDR 26/35 PVC into 18" and larger pipe	8"
8N1212-15FIT	8" ADS N-12 into 12"-15" pipe	8"
8N1218+FIT	8" ADS N-12 into 18" and larger pipe	8"
8IPS12-15FIT	8" IPS/Sch40 PVC into 12"-15" pipe	8"
8IPS18+FIT	8" IPS/Sch40 PVC into 18" and larger pipe	8"
R834SAW	8¾" red hole saw – for cutting plastic mainline pipes	8"

StormTech



StormTech systems provide large capacity to fit a very tight footprint providing developers with more usable land for development. The chambers are injection molded for uniform wall thickness and repeatable quality. The arch design transfers loads to the surrounding backfill providing long-term safety factors..



APPLICATIONS

- Commercial
- Municipal
- Industrial
- Recreational
- Residential

FEATURES

- Seven chamber sizes to fit your project
- Promotes deeper root growth for healthier natural playing surfaces
- Provides subsurface drainage systems to maintain playability for synthetic playing surfaces
- Provides safer surfaces for players

SKU	Description	Dimensions (L x W x H)	Nominal Weight	Storage Capacity
SC160	SC-160 Chamber	85.4" x 25" x 12"	24 lbs.	6.85 ft ³
SC160IEPP	SC-160 End cap	4.4" x 18.6" x 11.7"	2 lbs.	
SC310	SC-310 Chamber	85.4" x 34" x 16"	35 lbs.	14.7 ft ³
SC310EPE	SC-310 End cap	9.9" x 29" x 15.6"	4 lbs.	
SC740	SC-740 Chamber	85.4" x 51" x 30"	75 lbs.	45.9 ft ³
SC740EPE	SC-740 End cap	12.2" x 45.9" x 29.3"	13 lbs.	
DC780	DC-780 Chamber	85.4" x 51" x 30"	80 lbs.	46.2 ft ³
SC740EPE	DC-780 End cap	12.2" x 45.9" x 29.3"	13 lbs.	
MC3500	MC-3500 Chamber	86" x 77" x 45"	135 lbs.	109.9 ft ³
MC3500IEPP	MC-3500 End cap	25.7" x 77" x 45"	50 lbs.	14.9 ft ³
MC4500	MC-4500 Chamber	52" x 100" x 60"	130 lbs.	106.5 ft ³
MC4500EPE	MC-4500 End cap	35.1" x 90.2" x 59.4"	135 lbs.	35.7 ft ³
MC7200	MC-7200 Chamber	83" x 100" x 60"	205 lbs.	175.9 ft ³
MC7200IEPP	MC-7200 End cap	38" x 90" x 61"	90 lbs.	39.5 ft ³



Nyloplast

Nyloplast manufactures PVC plastic structures for the stormwater capture market. The full line of custom fabricated heavy-duty road and highway structures, curb inlet structures, drain basins, inline drains and drop-in grates.

APPLICATIONS

- Commercial
- Road and highway, parks and recreation, golf courses, residential and institutions

FEATURES

- Watertight fitting
- Lightweight for safer installation and 3-4 times quicker than precast structures
- Size-on-size pipe to basin connections
- Wide selection of grates
- Field adaptable
- Water quality features may be added

Nyloplast's Drain Basin Configurator designs a drain structure quickly and easily online. The drain basin configurator is available at: www.basinconfigurator.com

Nyloplast Drain Basin



SKU	Description	Available Outlets
2808AG__X	8" Custom basin	4"-8"
2810AG__X	10" Custom basin	4"-10"
2812AG__X	12" Custom basin	4"-12"
2815AG__X	15" Custom basin	4"-15"
2818AG__X	18" Custom basin	4"-18"
2824AG__X	24" Custom basin	4"-24"
2830AG__X	30" Custom basin	4"-30"

The set of blanks is the number of branches (choose 01-05)

The X represents the pipe type adapting to. Replace X with one of the following:

N = ADS dual wall pipe

D = DWV PVC (Sch 40 or Sch 80)

S = SWR PVC (ASTM D3034, SDR 35 SWR & SDR 26 SWR PVC)

If branches are mixed (two or more different pipe types) leave X blank.

Nyloplast Inline Drain



SKU	Description	Available Outlets
2708AG__X	8" Inline drain	4"-8"
2710AG__X	10" Inline drain	4"-10"
2712AG__X	12" Inline drain	4"-12"
2715AG__X	15" Inline drain	4"-15"
2718AG__X	18" Inline drain	4"-18"
2724AG__X	24" Inline drain	4"-24"
2730AG__X	30" Inline drain	4"-30"

The set of blanks is the pipe size adapting to (choose from 04, 06, 08, 10, 12, 15, 18, 24 or 30)

The X represents the pipe type adapting to. Replace X with one of the following:

N = ADS dual wall pipe

D = DWV PVC (Sch 40 or Sch 80)

S = SWR PVC (ASTM D3034, SDR 35 SWR & SDR 26 SWR PVC)

If branches are mixed (two or more different pipe types) leave X blank.

Nyloplast Blank Basin with H-20 Grate

SKU	Description
2808AG	8" Diameter
2810AG	10" Diameter
2812AG	12" Diameter
2815AG	15" Diameter
2818AG	18" Diameter
2824AG	24" Diameter

Grates for Drain Basins & Inline Drains

Formula for ordering grates: __CGX

The blanks are grate size (choose from 08, 10, 12, 15, 18, 24 or 30)

X=Style. Choose from:

S = Standard

SL = Standard locking

P = Pedestrian (available in 8"-24")

PL = Pedestrian locking (available in 8"-24")

C = Solid

CL = Solid locking

B = Bronze (available in 8"-15")

BL = Bronze locking (available in 8"-15")

D = Domed

DL = Domed locking



Drop-In Grates

Formula for ordering grates: __01DI

The blanks are grate size (choose from 06, 08, 10, 12, 15, 18 or 24)



Universal Inline Drain™ with 12" standard grate

New Product

Universal Inline Drain™

Announcing Nyloplast's newest stormwater management solution - the Universal Inline Drain.

The Universal Inline Drain is engineered for custom connection right off the shelf. The Universal Inline Drain provides a flexible design that adapts to various pipe sizes, grates and covers. The Universal Inline Drain provides flexibility and ground support you need to get the project done faster and with long-lasting performance in mind.

APPLICATIONS

- Commercial
- Road and highway
- Parks and recreation
- Golf courses
- Residential
- Institutions

FEATURES

- Injection-molded eliminates joint connections for leak-free performance
- Stepped bell connects to commonly stocked 6"-12" plastic pipe – HDPE or PVC
- Lightweight for safer installation and 4 times faster installation
- Tapered flow eliminates standing water
- Field adjusted with common tools
- 80% reduction in parts for easier ordering and stocking
- 100-year service life on PVC
- Off-the-shelf connection to multiple grates sizes (with a 6" pre-cut outlet)
 - 12" drop-in
 - 12" standard
 - 12" pedestrian
 - 12" dome

SKU	Description	Connection
2712AGNB	6"-12" Inline Drain	HDPE
2712AGSB	6"-12" Inline Drain	PVC

Geotextiles

ADS has a full line of geotextiles available for use.

Non-woven geotextiles are used to filter solid particles on drainage systems.

APPLICATIONS

- Subsurface drainage
- Underground retention/detention systems
- Roadway separation
- Hard armour underlayment



FEATURES

- Provides excellent filter in subsurface drainage applications
- Prevent fine soil particles from entering pipe
- Prevents soil intrusion into backfill/water storage area

Geosynthetics – Nonwoven

SKU	Weight	W x L	SY/Roll
0351TG	3.5 oz.	12.5' x 360'	500
0351TS	3.5 oz.	15' x 360'	600
0401TG	4.0 oz.	12.5' x 360'	500
0401TS	4.0 oz.	15' x 360'	600
0451TG	4.5 oz.	12.5' x 360'	500
0451TS	4.5 oz.	15' x 360'	600
0601TG	6.0 oz.	12.5' x 360'	500
0601TS	6.0 oz.	15' x 300'	500

Woven geotextiles feature high tensile strengths to distribute loads and extend the life of paved and unpaved roadways.

APPLICATIONS

- Paved roadways
- Unpaved roadways



FEATURES

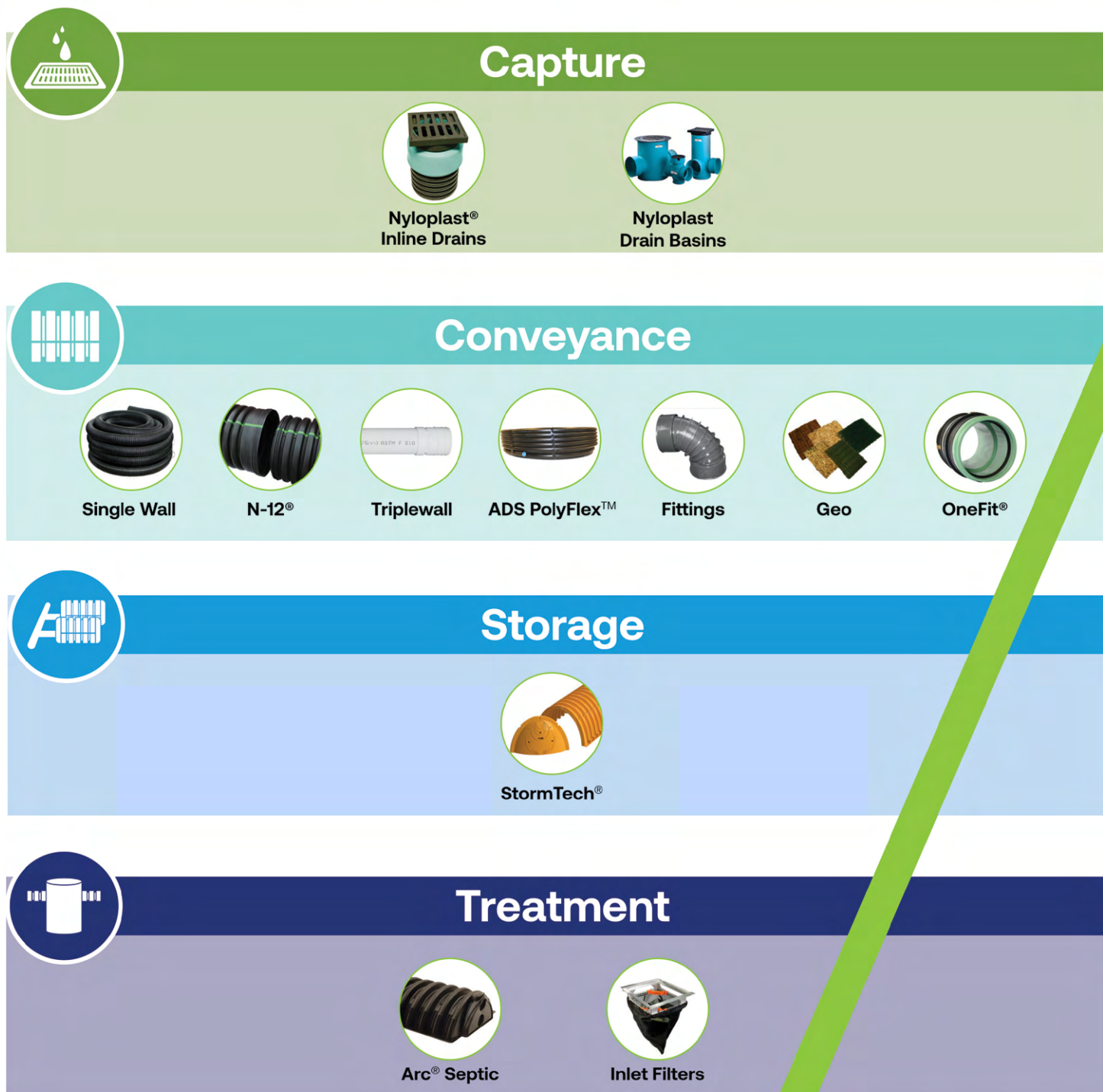
- Distribute loads over a wider foundation
- Reduce rutting
- Prevents subgrade from intruding into aggregate

Geosynthetics – Woven

SKU	Grab Tensile	W x L	SY/Roll
200WTK	200	12.5' x 432'	600
200WTS	200	15' x 360'	600
200WTM	200	17.5' x 309'	600

Lifecycle of a Raindrop

Advancing quality of life through sustainable solutions to water management challenges.





Pro12™

The Pro12™ non-contact voltage sensor (NCV) gives users a safe, fast way to check for power in electrical systems whether low-voltage irrigation and lighting, or main AC power wiring. Fully industry specified and safety rated the Pro12™ uses both visual and audible indicators for certainty. A headlight rounds out the practical safety features of the Pro12™.



FEATURES

- Check outlets and insulated cables for power voltage before handling them or using them
- Fully insulated for safety; IEC 61010 rated and CE compliant
- Two range settings allow the detection of low and high voltages like 12 volts AC and 120 volts AC in a single unit
- Audible and visual indicators
- Backlighted LCD display and headlight

SPECIFICATIONS

Weight: Less than 1 lb.

Power source: Two (2) AAA batteries (not included)

SKU	Description
Pro12	Non-contact AC voltage sensor

Pro30™

If you're searching for a general-purpose multimeter for identifying wiring faults, look no further than Armada's Pro30™ digital multimeter. Test capability includes resistance, amperage and either AC or DC voltage. The Pro30™ comes with a troubleshooting cheat sheet for irrigation included in the package. The Pro30™ offers the best value for several reasons, including the fact that the leads (or red and black cords) wrap around the body of the tester and snap into place when they're not in use. This keeps them organized and out of the way. The Pro30™ also comes with a protective case and an A23 battery.



SPECIFICATIONS

DCV: 0-500V

ACV: 0-500V

DCA: 0-200mA

Resistance: 0-2Mohm

Audible continuity: <50ohm Diode test

Battery: A23 (included)

SKU	Description
Pro30	Digital multimeter

Pro40™

The Pro40™ true RMS digital multimeter is a premium tool for maintaining electrical systems, whether low-voltage irrigation, lighting, or AC power wiring. Fully industry specified and safety rated, the Pro40™ has internal fuses for easy maintenance if it is misconnected. Not only does it make most any electrical measurement you might need, it has a "sniffer" non-contact voltage (NCV) detector built in. An LED flashlight rounds out the practical features of the Pro40™.



FEATURES

- Auto-ranging volt-ohms-amps meter
- True-RMS accuracy
- Measures up to 600 volts, 10 amperes and 60 megohms
- Rugged protective jacket
- Large backlighted LCD display
- LED flashlight
- Detachable premium cord set for field flexibility
- Full IEC 61010 and CE safety tested to Cat III 600 volts
- Bonus measurement of capacitance, frequency, duty cycle and diode function

SPECIFICATIONS

Weight: Less than 1 lb.

Current: 10 amps AC/DC

Voltage: 600 VAC / 600 VDC

Resistance: 0-60 megohms

Power source: Uses two (2) AAA batteries (not included)

SKU	Description
Pro40	True RMS digital multimeter



Pro48™/48K™

The Pro48™ tests clock voltage output, solenoid and wire condition, solenoid operation, as well as wire toning. The Pro48™ uses an easy-to-follow LED system that walks a user through the process. The Pro48™ also chatters solenoids – useful for locating lost or covered valve boxes. Simple to operate, the Pro48™ uses two 9-volt batteries for all the power needed to operate solenoids. The Pro48™ multifunction irrigation system tester is a value-priced tester for irrigation contractors and maintenance personnel. The available Pro48K™ adds a tone probe and a zippered carrying case.

FEATURES

- Activates and holds solenoids open (including DC latching)
- Generates and traces 1KHz tracing tone
- Check's clock 24V power output
- Tests for open or shorted wiring
- Uses 2 9V batteries (not included)

SKU	Description
Pro48	Solenoid activator/chatterer
Pro48K	Pro48 kit w/case and Pro210F probe



Pro50™/50K™

The digital capability of the Pro50™ allows it to test AC, DC, high resistance and any low-voltage solenoid out there. The Pro50™ can do them all with the digital LCD screen, unlike the old analog models. Some DC solenoids read less than 20 ohms and will be diagnosed as shorts. On the Pro50™, a 4-ohm solenoid reads as 4 ohms, thereby correctly identifying it as a good-working solenoid. Digital is smarter. In addition to digital features, the Pro50™ also sends a tracing tone for wire identification. The Pro50™ uses 4 AA batteries for longer life. For long-term affordability, the Pro50™ features 24-inch detachable alligator leads (cords) so that if they deteriorate, they are easily replaceable.

SKU	Description
Pro50	Advanced digital multi-function irrigation tester
Pro50K	Advanced digital multi-function irrigation tester kit

Pro65™

The Armada Technologies model Pro65™ plastic pipe-tracing accessory (or snake) is a simple yet effective tool for tracing an underground pipe or conduit that does not have an accompanying trace wire. The Pro65™ is the world's smallest tracer, able to navigate 90-degree bend radiuses of just under 2 inches. This means that some of the smallest PVC or plastic pipes can now be traced without digging or cutting the pipe. In the sprinkler world, simply remove the sprinkler head, insert the Pro65™ into the pipe and apply pressure to move it along the path. 1¼-inch pipe is no problem. At the end of the Pro65™ is a sonde, which acts as a beacon and sound spot when used with a 33kHz transmitting locator. The Pro65™ works with any locator to track path but the sonde tip requires 33kHz for the extra sound boost.



SPECIFICATIONS

Working frequency: 33 kHz	Reel dimensions: 4.7" (W) x 5.9" (L) x 9.8" (H)
Path detection depth: 5'	Reel weight: 2.75 lbs.
Tip detection depth: 7'	Operating temperature: -4°F to 122°F
Sonde detection depth: 7'	Water and dust rating: IP65
Rod length: 65'	
Rod diameter: 0.2"	
Minimum bend radius: 2.0"	

SKU	Description
Pro65	Plastic pipe tracing rod with sonde (33 kHz), 65 ft.

Pro90™

With all that sophistication, you might expect the Pro90™ to be complicated and full of switches. That's not the case. The Pro90™ is fully automatic and hassle free. The only button is used to turn the Pro90™ on and hold readings. That's it. Amps, volts and ohms are all automatically read and the ranges automatically set by the Pro90™. The Pro90™ is so automatic it even lights up automatically when darkness sets in. And because the Pro90™ is automatically ranged, there are no fuses to blow. Truly a novice or professional's dream.



FEATURES

- Compact design for measuring in tight spaces
- 400A AC, 600V AC/DC, 10k ohms measurement
- Data hold to capture important readings
- Accessories included: test leads, carrying case

SPECIFICATIONS

Power requirements: 9V alkaline (included)
Amperage measurement: 0.6–400.0A AC
Voltage measurement: AC V: .3–600.0V; DC: 1.8–600.0
Resistance: 10k ohms with continuity beeper
Measurement category: Cat III, 600V per UL 3111-1

SKU	Description
Pro90	Automatic clamp multimeter



Pro95i™

The Pro95i™ advanced AC milliamp clamp multimeter is perfect for 2-wire troubleshooting. The Pro95i™ makes it possible to diagnose cable and equipment faults in 2-wire systems without opening splices. The Pro95i™ measures AC line current with a resolution of one microampere simply by clamping over wires in a control cable. In addition, VAC, VDC and ohms measurements are available. All utilize a built-in auto ranging function for easy use.



FEATURES

- Contactless measurement of line currents down to 5 microamperes – a critical and necessary feature in diagnosing 2-wire faults
- True RMS measurement with automatic signal smoothing for improved accuracy
- Auto-off after 30 minutes idle
- Backlit screen for dark areas

SPECIFICATIONS

Current: Range from 5 microamperes to 60 amperes AC; resolution to 1 microampere

Voltage: VAC to 600V, VDC to 600V

Resistance: Automatically reads 0 to 600K ohms, with selectable beep short-circuit check

Weight: Less than 1 lb. with packaging

SKU	Description
Pro95i	Advanced milliamp clamp meter

Pro290™

The unique Pro290™ cable and wire locator is a great tool for contractors tracing underground cables like CATV and telephony drop wires. The Pro290™ consists of a transmitter and receiver and uses a limited-power output to match sensitive electrical equipment. The Pro290™ uses an easy-to-track 33 kHz frequency, and sets up in less than a minute. Simply connect the Pro290™ to the wire to be tracked and to the ground stake in dirt, get a good ground indication and track the beeps with the hand-held receiver. It's that easy. Finding breaks in wires is easy too. When tracking a wire path, the signal will end when the path ends. This could be the end of the cable or wire but additionally can indicate where a wire has been cut.



SPECIFICATIONS

Power requirements:

Transmitter – (8) C batteries;
receiver – (1) 9V battery

Battery life: Transmitter 200 hours, receiver 25 hours

Transmitter frequency: 33 kHz

Transmitter power: 100 mw @ 1K ohms

Weight: 4 lbs. with case

Warranty: 12 months

Box contents: Transmitter, receiver, ground stake and antenna

Range: Up to 1,000'

Depth: Up to 4' deep

SKU	Description
Pro290	Compact wire locator

Pro300™

The Pro300™ residential wire and valve locator is a value-packed tool for contractors working with shorter wiring like residential sprinklers or invisible fences. The Pro300™ consists of a transmitter and receiver combination just like its big brother, the Pro700™, but uses a smaller power output to match smaller jobs. The 2 kHz frequency, null tracking signal and setup are exactly the same as the Pro700™. Designed to keep within budget, the pricing is small as well.



SPECIFICATIONS

Weight: Transmitter 3 lbs, wand 1 lb.

Power output: 350V P-P

Output Frequency: 2 kHz

Batteries: 8 C cells for transmitter, 19V NEDA 1604 for receiver

SKU	Description
Pro300	Residential wire and valve locator

Pro400™

The Pro400™ is a professional time domain reflectometer and toner designed to detect and locate faults on copper cables up to a distance of 2,000 m (6,500 ft). Advanced signal processing techniques enable the Pro400™ to find opens, short circuits, splices, taps, water ingress and other more elusive impedance mismatches. A built-in tone generator also provides a tone for wire tracing and identification. Selectable cable impedance matching, along with variable velocity factor, enable the Pro400™ to be used to test all communication cables, including twisted pair and coaxial, with graphical results and fault distances displayed on a dot matrix LCD. The TDR/toner is housed in a tough, ruggedized ABS plastic molding, water and dust proof to IP54, and supplied complete with test leads and a protective tool-belt holster. The Pro400™ is designed and manufactured to international standards for quality, safety and reliability.



SPECIFICATIONS

Ranges: @ Vp=70% 7, 15, 30, 60, 120, 250, 500m, 1km, 2km

Power supply: 6V 4 x AA cells 23, 49, 98, 197, 394, 820, 1,640, 3,280, 6,560 ft.

Auto power down: Selectable 1,2,3 min. or disabled

Range selection: Manual range control

Operating temperature: 0° to 40° deg. C

Resolution: Approximately 1% of range

Storage temperature: -20° to 70° deg. C

Sensitivity: Min. 3 pixel return at 1750 m

Dimensions: 165 x 90 x 37mm

Velocity factor: Adjustable from 1% to 99%

Weight: 350gms (12 oz.)

SKU	Description
Pro400	Graphical TDR



Pro700 Duo™

New Product

The Pro700 Duo™ wire and valve locator improves on the popular Pro700™ model with the addition of continuous tone as well as the traditional pulsing tone. Simply choose pulse or continuous on the transmitter to change between the traditional pulsing tone and the new continuous/solid tone. The continuous tone is especially helpful in troubleshooting broken or severely damaged wires. Like the Pro700™ before it, the Pro700 Duo™ can be used to track wires, find lost irrigation valves, and detect breaks in the wire path. It emits a powerful signal that is easily tracked using the receiver. The Pro700 Duo™ has 5 power output levels to adapt to any job, large analog meters that are easy to read, and battery check buttons that quickly indicate the battery condition of the wand or transmitter.



FEATURES

- Receiver has speaker, headset or visual indicators
- Pistol-style receiver is extended for ease of locating
- Increased receiver AC filtration
- Simple battery check of transmitter and receiver
- Custom rugged, slim carrying case
- Extra-long metal wand
- 2 transmitter tone options of pulse or continuous

SPECIFICATIONS

Power requirements: Transmitter - 8 D cell alkaline batteries (not included), receiver - 9V alkaline battery (not included)

Battery life: Transmitter - 50 hours, receiver - 50 hours

Transmitter frequency: 1748Hz transmitter

Power: 750V p-p, 285V rms

SKU	Description
Pro700 Duo	Wire and valve locator

Pro800D™

With the Pro800D™, Armada Technologies has revolutionized the way we track and trace underground sprinkler wires and lost solenoids. With a combination of high performance and affordability, the Pro800D™, along with its predecessor, the Pro800™, has dominated the irrigation blogs, message boards and distributor counters because it can do what no other wire and valve locator can do!



SPECIFICATIONS

Power output: 900V P-P

Transmitter battery: 8 D cell alkaline

Receiver battery: 19V square (included)

Distance: Up to 4,000'

Depth: Up to 8'

Weight: 8 lbs. (entire contents)

Warranty: 12 months from date of purchase

SKU	Description
Pro800D	High-power wire and valve locator, D batteries

Pro900™

For over 13 years, Armada Technologies has been developing and fielding electronic underground locators. These products have represented continuous improvement in the capability and value for users in a variety of industries. The Pro900™ is the latest in that line with features that make it useful in many fields: irrigation, outdoor lighting, cable services, telephone, facility maintenance and others. The availability of two connectionless tracking modes means simpler, safer tracing of buried wires and pipes, and the use of two selectable direct tracking frequencies makes the Pro900™ suitable for a wide range of wire depths and distances.



SPECIFICATIONS

Tracking range depth: 8'

Distance: 5,000' with direct connection

Distance: Unlimited with broadcast mode and leapfrogging

Tracking signals: 2kHz direct connect (frequency one); 33 kHz direct connect (frequency two); 175 kHz via clamp or internal broadcast antenna (frequency three)

Signal output: 900V peak with no load, 1W maximum

SKU	Description
Pro900	Advanced digital underground locator

GFL3000™

The GFL3000 ground fault locator is an essential tool for pinpointing insulation faults in direct buried cabling. Incorporating dual-power output, the GFL3000™ pinpoints ground faults where electrical voltage is being lost to ground. The GFL3000™ transmits a powerful charge that is tracked by the GFL3000™ receiver. By simply going in the direction of the analog needle kicks on the receiver, the exact spot of the fault can be found. Simply connect the transmitter to ground and the wire to be analyzed and turn it on. Follow the kicks with the receiver using the visual meter. The GFL3000™ features both high and low power capability and a simple reading on the battery power available.



SPECIFICATIONS

Power requirements: 12 VDC

Battery type: 12V rechargeable (included), 9V NEDA (not included)


Power output: 2400 or 3400 VDC selectable

Voltage protection: 240VAC/400VDC

Weight: Transmitter - 9 lbs. with battery, A-frame - 3 lbs.


SKU	Description
GFL3000	Ground fault locator

PVC Pressure Pipe SCH-40 and SCH-80

SCH-40 PRESSURE PIPE PVC1120 ASTM D1785 	SIZE	O.D.	MIN. WALL	WEIGHT PER 100'	SOCKET DEPTH INCHES	FEET PER PALLET	PALLETS PER T.L.	BELLED PART NO.
	1/2"	.840	.109	16.18	2.000	8400	44	42015
	3/4	1.050	.113	21.58	2.125	6600	40	42030
	1	1.315	.133	32.00	2.375	5400	32	42046
	1 1/4	1.660	.140	43.40	2.750	4000	32	42056
	1 1/2	1.900	.145	51.83	3.000	3600	28	42070
	2	2.375	.154	69.71	3.000	2800	24	42085
	2 1/2	2.875	.203	110.57	3.500	2240	20	42102
	3	3.500	.216	144.82	4.000	1500	20	42111
	4	4.500	.237	213.29	5.000	580	28	47675
	6	6.625	.280	375.79	6.500	400	20	47720
	8	8.625	.332	582.30	7.000	280	16	47735
	10	10.750	.365	803.40	7.500	160	16	47745
	12	12.750	.406	1064.45	8.000	120	12	47756
	16	16.000	.500	1658.84	10.000	120	12	47775

STANDARD LENGTH 20' EXCEPT 4", 6", 8", 10", 12" & 16" WHICH ARE 20' LAYING LENGTH. NOT RECOMMENDED FOR THREADING.

SCH-80 PIPE IS FURNISHED IN PLAIN END (PE) 20' LENGTHS.

SCH-80 PRESSURE PIPE PVC1120 ASTM D1785 	SIZE	O.D.	MIN. WALL	WEIGHT PER 100'	PE	FEET PER PALLET	PALLETS PER T.L.	BELLED PART NO.
	1/2"	.840	.147	20.63	PE	5200	60	43010
	3/4	1.050	.154	28.02	PE	4400	48	43025
	1	1.315	.179	41.23	PE	5200	32	43045
	1 1/4	1.660	.191	57.06	PE	4000	32	43065
	1 1/2	1.900	.200	69.19	PE	2360	40	43080
	2	2.375	.218	95.89	PE	1860	32	43095
	2 1/2	2.875	.276	146.24	PE	1160	36	43115
	3	3.500	.300	195.88	PE	1500	20	43120
	4	4.500	.337	286.26	PE	580	28	43135
	6	6.625	.432	546.56	PE	400	20	43150
	8	8.625	.500	830.24	PE	280	16	43165
	10	10.750	.593	1230.78	PE	160	16	43170
	12	12.750	.687	1692.06	PE	120	12	43175

SCH-80 PIPE IS RECOMMENDED FOR THREADING.

CRESLINE-WEST®

PVC Pressure Pipe SCH-40 and SCH-80 (cont.)

PRESSURE RATINGS FOR CRESLINE - PVC PIPES AT 73.4° F

SIZE	1/2	3/4	1	1 1/4	1 1/2	2	2 1/2	3	4	6	8	10	12	16
SCH-40	600	480	450	370	330	280	300	260	220	180	160	140	130	130
SCH-80	850	690	630	520	470	400	420	370	320	280	250	230	230	-

CONVERSION CHART FOR PRESSURE RATINGS AT VARIOUS TEMPERATURES FOR CRESLINE - PVC PIPE

TEMPERATURE °F	73.4°	80°	90°	100°	110°	120°	130°	140°
CONVERSION FACTOR	1.00	.88	.75	.62	.50	.40	.30	.22

PRESSURE RATING IS THE ESTIMATED MAXIMUM PRESSURE THAT WATER AS THE MEDIUM IN THE PIPE CAN EXERT CONTINUOUSLY WITH A HIGH DEGREE OF CERTAINTY THAT FAILURE OF THE PIPE WILL NOT OCCUR.


DO NOT USE PLASTIC PIPE AND FITTINGS FOR COMPRESSED AIR.

PALLET QUANTITY PVC PRESSURE PIPE


PIPE SIZE	FEET PER PALLET	WT. PER PALLET
		SCH-40
1/2"	8400	1360
3/4	6600	1425
1	5400	1728
1 1/4	4000	1736
1 1/2	3600	1866
2	2800	1952
2 1/2	2240	2477
3	1500	2173
4	580	1238
6	400	1504
8	280	1631
10	160	1286
12	120	1278
16	120	1991

PIPE SIZE	FEET PER PALLET	WT. PER PALLET
		SCH-80
1/2"	5200	1073
3/4	4400	1233
1	5200	2144
1 1/4	4000	2283
1 1/2	2360	1633
2	1860	1784
2 1/2	1160	1697
3	1500	2939
4	580	1661
6	400	2187
8	280	2325
10	160	1970
12	120	2031

PVC Pressure Pipe - SDR-26 and SDR-21

SDR-26 PRESSURE PIPE 160 PSI PVC1120 ASTM D2241 	SIZE	O.D.	MIN. WALL	WEIGHT PER 100'	SOCKET DEPTH INCHES	FEET PER PALLET	PALLETS PER T.L.	BELLED PART NO.
	1¼"	1.660	.064	20.93	2.750	4000	32	45243
	1½	1.900	.073	27.31	3.000	3600	28	45280
	2	2.375	.091	42.51	3.000	2800	24	45345
	2½	2.875	.110	62.13	3.500	2240	20	45410
	3	3.500	.135	92.81	4.000	1500	20	45470
	4	4.500	.173	156.97	5.000	580	28	47075
	6	6.625	.255	342.71	6.500	400	20	47120
	8	8.625	.332	581.78	7.000	280	16	47735
	10	10.750	.413	904.15	7.500	160	16	47145
	12	12.750	.490	1274.47	8.000	120	12	47155
	16	16.000	.616	2026.31	10.000	120	12	47175

NOTE: 8" SDR-26 IS DUAL MARKED FOR SCH-40 PIPE.

SDR-21 PRESSURE PIPE 200 PSI PVC1120 ASTM D2241 	SIZE	O.D.	MIN. WALL	WEIGHT PER 100'	SOCKET DEPTH INCHES	FEET PER PALLET	PALLETS PER T.L.	BELLED PART NO.
	*½"	.840	.062	9.81	2.000	8400	44	46105
	¾	1.050	.060	12.11	2.125	6600	40	46157
	1	1.315	.063	16.17	2.375	5400	32	46207
	1¼	1.660	.079	25.59	2.750	4000	32	46243
	1½	1.900	.090	33.32	3.000	3600	28	46285
	2	2.375	.113	52.32	3.000	2800	24	46345
	2½	2.875	.137	76.53	3.500	2240	20	46410
	3	3.500	.167	113.71	4.000	1500	20	46470
	4	4.500	.214	192.22	5.000	580	28	47275
	6	6.625	.316	420.11	6.500	400	20	47320
	8	8.625	.410	710.96	7.500	280	16	47335
	10	10.750	.511	1106.58	8.000	160	16	47355
	12	12.750	.606	1560.36	10.000	120	12	47375

*SDR 13.5 - 315 PSI. NOT RECOMMENDED FOR THREADING.

STANDARD LENGTH 20' EXCEPT 4", 6", 8", 10", 12", & 16" WHICH ARE 20' LAYING LENGTH.

CRESLINE-WEST®

PVC Pressure Pipe - SDR-26 and SDR-21 (cont.)

PRESSURE RATINGS FOR CRESLINE - PVC PIPES AT 73.4° F

SIZE	½	¾	1	1¼	1½	2	2½	3	4	6	8	10	12	16
SDR-26	--	--	--	160	160	160	160	160	160	160	160	160	160	160
SDR-21	315	200	200	200	200	200	200	200	200	200	200	200	200	--

CONVERSION CHART FOR PRESSURE RATINGS AT VARIOUS TEMPERATURES FOR CRESLINE - PVC PIPE

TEMPERATURE °F	73.4°	80°	90°	100°	110°	120°	130°	140°
CONVERSION FACTOR	1.00	.88	.75	.62	.50	.40	.30	.22

PRESSURE RATING IS THE ESTIMATED MAXIMUM PRESSURE THAT WATER AS THE MEDIUM IN THE PIPE CAN EXERT CONTINUOUSLY WITH A HIGH DEGREE OF CERTAINTY THAT FAILURE OF THE PIPE WILL NOT OCCUR.

DO NOT USE PLASTIC PIPE AND FITTINGS FOR COMPRESSED AIR.


PALLET QUANTITY PVC PRESSURE PIPE


PIPE SIZE	FEET PER PALLET	WT. PER PALLET	
		SDR-26	SDR-21
½	8400	--	824
¾	6600	--	799
1	5400	--	873
1¼	4000	837	1024
1½	3600	983	1200
2	2800	1191	1465
2½	2240	1392	1714
3	1500	1392	1706
4	580	910	1115
6	400	1371	1681
8	280	1629	1991
10	160	1447	1771
12	120	1529	1872
16	120	2432	--

PVC SDR-26 & SDR-21 CAN BE USED ON
JET OR SUBMERSIBLE PUMPS OF 1HP OR LESS

MAXIMUM DEPTH SETTING TO WATER LEVEL IN FT @ 73.4° F			
CRESLINE PVC PRESSURE PIPE	MAX. TANK SHUT-OFF PRESSURE		
	40 PSI	50 PSI	60 PSI
ANY SIZE PVC SDR-26	275'	255'	230'
ANY SIZE PVC SDR-21	365'	345'	320'

PVC Pressure Pipe Gasket Joint

GASKET JOINT SDR-26 PRESSURE PIPE 160 PSI PVC1120 ASTM D2241 	SIZE	O.D.	MIN. WALL	WEIGHT PER 100'	SOCKET DEPTH INCHES	FEET PER PALLET	PALLETS PER T.L.	GJ PART NO.
	2	2.375	.091	43.44	4.25	2960	20	48070
	2½	2.875	.110	63.63	4.75	1800	20	48090
	3	3.500	.135	95.24	5.00	1160	20	48110
	4	4.500	.173	157.63	6.00	760	20	48130
	6	6.625	.255	343.09	6.75	360	20	48170
	8	8.625	.332	585.35	8.00	280	16	48190
	10	10.750	.413	909.60	8.75	160	16	48200
	12	12.750	.490	1280.80	9.50	120	12	48210

GASKET JOINT SDR-21 PRESSURE PIPE 200 PSI PVC1120 ASTM D2241 	2	2.375	.113	53.46	4.25	2960	20	48471
	2½	2.875	.137	78.37	4.75	1800	20	48491
	3	3.500	.167	116.68	5.00	1160	20	48511
	4	4.500	.214	193.02	6.00	760	20	48531
	6	6.625	.316	420.57	6.75	360	20	48571
	8	8.625	.410	715.32	8.00	280	16	48591
	10	10.750	.511	1113.26	8.75	160	16	48600
	12	12.750	.606	1568.19	9.50	120	12	48610

20 FT. LAYING LENGTH ± 1".

GASKET JOINT PIPE IS PRODUCED FROM PVC MATERIAL AS PER ASTM D1784.

GASKET JOINT PIPE IS PRODUCED WITH AN INTEGRAL BELL END WITH A REINFORCED GASKET CONFORMING TO ASTM F477.

CRESLINE-WEST®

PVC Pressure Pipe Gasket Joint (cont.)

CONVERSION CHART FOR PRESSURE RATINGS
AT VARIOUS TEMPERATURES FOR CRESLINE - PVC PIPE

TEMPERATURE °F	73.4°	80°	90°	100°	110°	120°	130°	140°
CONVERSION FACTOR	1.00	.88	.75	.62	.50	.40	.30	.22

PRESSURE RATING IS THE ESTIMATED MAXIMUM PRESSURE THAT WATER AS THE MEDIUM IN THE PIPE CAN EXERT CONTINUOUSLY WITH A HIGH DEGREE OF CERTAINTY THAT FAILURE OF THE PIPE WILL NOT OCCUR.

DO NOT USE PLASTIC PIPE AND FITTINGS FOR COMPRESSED AIR.

ASSEMBLY:

1. CLEAN AND DRY THE INTERIOR OF GASKET BELL AND THE EXTERIOR OF THE PIPE SPIGOT.
2. APPLY LUBRICANT TO THE SPIGOT END OF THE PIPE. LUBRICATE UP TO THE INSERTION DEPTH RING. DO NOT LUBRICATE THE GASKET.
3. INSERT THE SPIGOT END INTO THE GASKET BELL, MAKING SURE THE TWO LENGTHS ARE ALIGNED. PUSH THE PIPES TOGETHER UNTIL THE SPIGOT DEPTH RING IS FLUSH WITH THE ENTRANCE OF THE BELL.

PRECAUTIONS:

1. BE SURE TO KEEP DIRT OFF LUBRICATED SPIGOT AND OUT OF THE GASKET BELL.
2. THE PIPE SHOULD BE BURIED AT LEAST 24 INCHES BELOW GROUND AND PREFERABLY BELOW THE FROST LINE.
3. INSTALLATION, TRENCHING, THRUST BLOCKING AND BACKFILLING SHOULD BE PERFORMED IN ACCORDANCE WITH ASTM D2774.
4. BE SURE LINE IS PRESSURE TESTED BEFORE BACKFILLING. PIPE SHALL BE ADEQUATELY ANCHORED TO PREVENT MOVEMENT. THE JOINTS AND FITTINGS SHALL REMAIN EXPOSED TO FACILITATE INSPECTION FOR JOINT LEAKAGE.

PALLET QUANTITIES GJ PVC PRESSURE PIPE

PIPE SIZE	FEET PER PALLET	WT. PER PALLET	
		SDR-26	SDR-21
2	2960	1190	1465
2½	1800	1392	1715
3	1160	1393	1706
4	760	918	1115
6	360	1374	1680
8	280	1552	1991
10	160	1456	1782
12	120	1537	1882

GJ BELL DIMENSIONS

PIPE SIZE	SOCKET ENTRANCE LGTH.	SOCKET LENGTH
2	.750	4.250
2½	.875	4.750
3	.875	5.000
4	1.250	6.000
6	1.375	6.750
8	1.750	8.000
10	2.000	8.750
12	2.250	9.500

JOINTS INSTALLED PER
QUART OF LUBRICANT

PIPE SIZE	JOINTS
2	125
3	105
4	100
6	70
8	50
10	8
12	6

PVC-PSM Sewer Pipe

GASKET JOINT PSM SEWER PIPE SDR-35 ASTM D3034	SIZE	O.D.	MIN. WALL	WEIGHT PER 100'	FEET PER PALLET	PALLETS PER T.L.	LGTH.	PART NO.
	4"	4.215	.120	109.04	1260	18	14'	53726
				108.05	1200	16	20	53735
	6	6.275	.180	244.06	490	18	14	53786
				241.84	700	12	20	53795
	8	8.400	.240	438.52	280	18	14	53806
				433.62	400	12	20	53815
	10	10.500	.300	685.91	168	18	14	53826
	12	12.500	.360	980.09	112	24	14	53836

GASKET JOINT PSM SEWER PIPE SDR-26 ASTM D3034	4"	4.215	.162	145.64	1260	18	14'	53506
	6	6.275	.241	323.01	490	18	14	53526
	8	8.400	.323	583.79	280	18	14	53550
	10	10.500	.404	913.21	168	18	14	53531
	12	12.500	.481	1290.43	112	24	14	53541

14' & 20' LAYING LENGTHS. INSERTION DEPTH RING IS MARKED ON THE SPIGOT END OF PIPE.

GASKET JOINT PIPE IS PRODUCED WITH AN INTEGRAL BELL END WITH A REINFORCED GASKET CONFORMING TO ASTM F477.


SOLVENT WELD PSM SEWER PIPE SDR-35 ASTM D3034	4"	4.215	.120	105.74	900	24	10'	53115
					1200	16	20	53118
	6	6.275	.180	236.66	350	24	10	53180
					700	12	20	53183
	8	8.400	.240	422.19	200	16	10	53250

SOLVENT WELD PSM SEWER PIPE SDR-26 ASTM D3034	4"	4.215	.162	141.23	900	24	10'	53416
					1200	16	20	53425
	6	6.275	.241	313.22	350	18	10	53455

PERFORATED SOLVENT WELD PSM SEWER PIPE IS AVAILABLE.

CRELINE-WEST®

PVC Schedule 40 Electrical Conduit

PVC SCH 40 RIGID ELECTRICAL CONDUIT  NSF® NRTL UL 651	SIZE	O.D.	I.D.	MIN. WALL	WEIGHT PER 100'	FEET PER PALLET	BELL END LGTH.	PART NO.
	1/2"	.840	.622	.109	16.12	3000	10'	58015
	3/4	1.050	.824	.113	21.50	4400	10'	58025
	1	1.315	1.049	.133	31.89	3600	10'	58035
						7200	20'	58030
	1 1/4	1.660	1.380	.140	43.24	2000	10'	58047
						4000	20'	58042
	1 1/2	1.900	1.610	.145	51.65	2250	10'	58055
						4500	20'	58050
	2	2.375	2.067	.154	69.85	1400	10'	58065
						2800	20'	58060
	2 1/2	2.875	2.469	.203	110.80	930	10'	58075
						1860	20'	58070
	3	3.500	3.068	.216	145.13	880	10'	58085
						1760	20'	58080
	4	4.500	4.026	.237	206.63	570	10'	58095
						1140	20'	58090

PVC SCH 40 ELECTRICAL CONDUIT IS PRODUCED IN 10' & 20' LENGTHS WITH BELL END.

PVC SCH 40 ELECTRICAL CONDUIT IS GRAY IN COLOR.

PVC SCH 40 ELECTRICAL CONDUIT CONFORMS TO: UL 651 INCLUDING 90° C RATING
NEMA TC 2
SUNLIGHT RESISTANT

% OF TRUCKLOAD PER PALLET		
SIZE	%/TL 10' LGTH.	%/TL 20' LGTH.
1/2	0.9	—
3/4	2.1	—
1	1.7	3.4
1 1/4	2.3	4.6
1 1/2	2.5	5.0
2	2.1	4.2
2 1/2	2.3	4.6
3	2.9	5.8
4	3.0	6.0

PVC Purple Reclaimed Water Pipe

SDR-21 SOLVENT WELD RECLAIMED WATER PIPE 200 PSI PVC1120 ASTM D2241	SIZE	O.D.	MIN. WALL	WEIGHT PER 100'	SOCKET DEPTH INCHES	FEET PER PALLET	PALLETS PER T.L.	BELLED PART NO.
	*1/2"	.840	.062	9.81	2.000	8400	44	57015
	3/4	1.050	.060	12.11	2.125	6600	40	57030
	1	1.315	.063	16.17	2.375	5400	32	57045
	1 1/4	1.660	.079	25.59	2.750	4000	32	57055
	1 1/2	1.900	.090	33.32	3.000	3600	28	57070
	2	2.375	.113	52.32	3.000	2800	24	57085
	2 1/2	2.875	.137	76.53	3.500	2240	20	57100
	3	3.500	.167	113.71	4.000	1500	20	57110
	4	4.500	.214	192.22	5.000	580	28	57120
	6	6.625	.316	420.11	6.500	400	20	57130

*SDR 13.5 - 315 PSI

SCH-40 SOLVENT WELD RECLAIMED WATER PIPE PVC1120 ASTM D1785	3/4"	1.050	.113	21.58	2.125	6600	40	57230
	1	1.315	.133	32.00	2.375	5400	32	57245
	1 1/4	1.660	.140	43.40	2.750	4000	32	57255
	1 1/2	1.900	.145	51.83	3.000	3600	28	57270
	2	2.375	.154	69.71	3.000	2800	24	57285
	2 1/2	2.875	.203	110.57	3.500	2240	20	57300
	3	3.500	.216	144.82	4.000	1500	20	57310
	4	4.500	.237	211.35	5.000	580	28	57320

SDR-21 GASKET JOINT RECLAIMED WATER PIPE 200 PSI PVC1120 ASTM D2241	SIZE	O.D.	MIN. WALL	WEIGHT PER 100'	SOCKET DEPTH INCHES	FEET PER PALLET	PALLETS PER T.L.	BELLED PART NO.
	*3"	3.500	.167	116.68	5.000	1160	20	57180
	*4	4.500	.214	193.02	6.000	760	20	57187
	*6	6.625	.316	420.57	6.750	360	20	57195

*20 FT. LAYING LENGTH ± 1".

GASKET JOINT PIPE IS PRODUCED WITH AN INTEGRAL BELL END WITH A REINFORCED GASKET CONFORMING TO ASTM F477.

CRESLINE RECLAIMED WATER PIPE IS PURPLE IN COLOR.

CRESLINE-WEST®

PVC-DS PIPE - ASTM D-2729

WHEN ORDERING ORDER BY PART NUMBER

ADDITIONAL 10% CHARGE IF NOT ORDERED IN PALLET QUANTITIES.

PVC-DS ASTM D-2729 SOLID & PERFORATED	SIZE	O.D.	MIN. WALL	WEIGHT PER 100'	FEET PER PALLET	PALLETS PER T.L.	PART NO. SOLID	PART NO. PERF.
	3	3.250	.070	45.45	1000	32	52805	52880
	4	4.215	.075	63.57	900	24	52815	52910
	4*	4.215	.075	63.57	900	24		52935
	6	6.275	.100	126.43	350	24	52155	52260

FURNISHED IN 10' LENGTHS BELLED END.

CRESLINE PVC-DS PIPE CONFORMS TO ASTM D-2729 SPECIFICATIONS.

PERFORATED WITH 2 ROWS OF 5/8" HOLES ON 5" CENTERS 120° APART. MEETS MICHIGAN STANDARD.

*PERFORATED WITH 3 ROWS OF 5/8" HOLES ON 5" CENTERS 120° APART. MEETS INDIANA CODE.

Main-Line Standard Capacity Systems

Main-Line systems are designed to be attached to your irrigation system. They are engineered to handle static water pressure even when your irrigation system is off. When operating, the systems do not cause any measurable pressure loss.



SKU	Description
EZ001-CX	1.5 gallon Main-Line dispensing system (5.7 liter)
EZ003-CX	2.5 gallon Main-Line dispensing system (9.4 liter)
EZ005-FX	4.5 gallon Main-Line dispensing system (17 liter)
EZ010-FX	8.5 gallon Main-Line dispensing system (32 liter)

Main-Line Systems With Fill Kit

New in 2020, the EZKIT systems are the next generation of quality injection products from EZ-FLO. Providing added capacity and convenience in a smaller footprint, the proprietary fill system mimics our high-capacity design previously only available on our 10-gallon and larger models. The drain valve and fill port provide access for refilling the system without the need to move the tank or disconnect any hoses.



SKU	Description
EZKIT-1	1.75 gallon Main-Line system with fill port and CBV-100 (6.6 liter)
EZKIT-3	2.5 gallon Main-Line system with fill port and CBV-100 (9.4 liter)
EZKIT-5	5 gallon Main-line system with fill port (19 liter)



Main-Line High-Capacity Systems

EZ-FLO high-capacity Main-Line systems attach directly to your in-ground sprinkler and drip irrigation system. Every time you use your irrigation system, EZ-FLO releases small, precision doses of water-soluble or liquid fertilizers into the water stream automatically. One system will feed through both sprinkler and drip irrigation zones without the need to make any adjustments or nozzle changes to compensate for water flow or water pressure.

SKU	Description
EZ010-HC	10 gallon high-capacity Main-Line dispensing system (38 liter)
EZ017-HC	17.5 gallon high-capacity Main-Line dispensing system (66 liter)
EZ025-HC	25 gallon high-capacity Main-Line dispensing system (95 liter)

Portable Hose Systems

Hose Bib units can be used by any homeowner, nursery or grower simply by attaching it to a standard water faucet. All parts for installation are included with the system. However, if installing without the included connector, a CBV is required for proper injection.

Gardeners have long loved this unit for its ability to feed its flowers, trees, and shrubs without constantly refilling the tank. It can be moved around to feed multiple areas.



SKU	Description
EZ1010-HB	1 gallon hose bib & drip connection - for on/off and constant pressure (3.8 liter)



FERTI-MAXX Sustainable Fertilizer Products

FERTI-MAXX contains a combination of organic and synthetic plant nutrients formulated for maximum effectiveness and efficiency. Everything you need for the best results is combined in one convenient-to-use product.

SKU	Description
FERTI-MAXX LANDSCAPE-25	FERTI-MAXX landscape growth blend 23-13-8 (NPK) - 25 lb bag
FERTI-MAXX TURF-25	FERTI-MAXX turf and sports field blend 26-6-16 (NPK) - 25 lb bag

WATER-MAXX Water Treatment Products

WATER-MAXX water treatment products are designed to improve soil and water quality to maximize fertilizer and irrigation efficiency. Issues with water can be the primary cause of poor landscape health and irrigation performance. WATER-MAXX products are designed to treat the most common issues with water quality in irrigated landscapes.



SKU	Description
HYDRO-MAXX-1	HYDRO-MAXX surfactant and penetrant for water reduction, conditioning and retention - 1 gal jug
HYDRO-MAXX CC-1	HYDRO-MAXX boosted with complexing carbon technology, surfactant and penetrant for water reduction, conditioning and retention - 1 gal jug
HYDRO-CLEANSE-1	HYDRO-CLEANSE organic emitter cleaner, pH reduction and hard water treatment - 1 gal jug

MAXX-PEST Pest Control Products

MAXX-PEST is a category that is comprised of two products, CRITTER-MAXX pest repellent and MAXX-INSECT repellent and control. Both products are specially formulated from the EPA's 25(b) list of known safe repellents identified and regulated by the Federal Insecticide, Fungicide, and Rodenticide Act (FIFRA). What does this mean? The ingredients we use are safe enough to not cause exposure concern and generally are allowable in food consumption.



SKU	Description
CRITTER-MAXX-1	CRITTER-MAXX critter repellent for moles voles, gophers, and more - 1 gal bottle
CRITTER-MAXX-2.5	CRITTER-MAXX critter repellent for moles voles, gophers, and more - 2.5 gal bottle
MAXX-INSECT-1	MAXX-INSECT broad spectrum pest repellent for mosquitoes, fleas, ticks and more - 1 gal bottle

FERTI MAXX Fertility Supplement Products

FERTI-MAXX liquid supplement products are designed to be used to enhance a FERTI-MAXX fertilizer product or to be applied alone to achieve specific results. The FERTI-MAXX supplements are technically a fertility product but allow the ability to address a specific need of the landscape or plant. The addition of a supplement will enhance plant health, improve roots systems, or expedite color response with minimal top growth.



SKU	Description
IRON MAXX - 1	FERTI MAXX 5% iron supplement (non-staining) 7-0-0 (NPK) 1 gal jug
MAXX BUILD - 1	FERTI MAXX complexing carbon with humic & fulvic acid 0-0-6 (NPK) 1 gal jug
RHIZO MAXX - 1	FERTI MAXX humic acid, seaweed & hormone for ROOT-MAXX 0-0-6 (NPK) 1 gal jug
ROOT MAXX - 1	FERTI MAXX humic acid with mycorrhizae 1 gal jug



MP Rotators

The revolutionary MP rotator features a unique, multi-trajectory rotating stream delivery system that achieves water-conserving results. Rather than simply “spray” water onto landscapes, MP rotators deliver multiple streams of water at a steady rate. This slower application rate allows water to gently soak into the soil and achieves an even distribution throughout the area being irrigated. This increased efficiency results in 30% less water use when compared to traditional sprays and significantly reduces wasteful runoff. The MP rotator can be installed onto any conventional spray head body or shrub adapter, transforming them into high-uniformity, low-precipitation rate sprinklers with matched precipitation at any arc and any radius.

FEATURES

- Low-precipitation rate of approximately 0.4 in./hr – lowest in the industry
- Automatic matched precipitation for simplified irrigation design and flexibility
- Double-pop feature protects the nozzle from external debris
- High distribution uniformity for a healthy landscape with maximum water efficiency

SKU	Description
MP1000	MP rotator - radius: 8' to 15' adjustable arc and full-circle
MP2000	MP rotator - radius: 13' to 21' adjustable arc and full-circle
MP3000	MP rotator - radius: 22' to 30' adjustable arc and full-circle
MP3500	MP rotator - radius: 31' to 35' adjustable arc and full-circle
MP800SR	MP rotator - radius: 6' to 12' adjustable arc and full-circle
MP815	MP rotator - radius: 8' to 16' adjustable arc and full-circle
MPLCS515	MP rotator - left corner strip 5' x 15'
MPRCS515	MP rotator - right corner strip 5' x 15'
MPSS530	MP rotator - side strip 5' x 30'
MPCORNER	MP rotator - radius: 8' to 15' adjustable arc

These are only a few of the product SKUs available for the MP rotator. To see the full product offering, visit hunterindustries.com.



PRS30 and PRS40 Pro-Spray®

To maintain consistent performance from spray nozzles and reduce water waste, the PRS30 Pro-Spray is pressure-regulated to an optimal pressure of 30 psi.

To optimize MP Rotator® Nozzle performance, the PRS40 Pro-Spray is pressure-regulated to 40 psi.

FEATURES

- Industry's strongest spray body for years of reliable performance
- Co-molded wiper seal made from chemical- and chlorine-resistant materials
- Innovative seal design prevents cap-to-body leaks, even with a loose cap
- Drain check valve option prevents low-head drainage (up to 14' of elevation)
- FloGuard™ Technology option reduces water waste in the event of a missing nozzle
- Pressure-regulated to 40 psi for the MP Rotator Nozzle
- Pressure-regulated to 30 psi for optimal spray nozzle performance



SKU	Description
PROS-00-PRS30	30 psi regulated shrub adapter
PROS-04-PRS30	30 psi regulated 4" pop-up
PROS-06-PRS30	30 psi regulated 6" pop-up
PROS-12-PRS30	30 psi regulated 12" pop-up
PROS-00-PRS40	40 psi regulated shrub adapter
PROS-04-PRS40	40 psi regulated 4" pop-up
PROS-06-PRS40	40 psi regulated 6" pop-up
PROS-12-PRS40	40 psi regulated 12" pop-up



PGP PRB

The PGP pressure-regulated bodies will take incoming pressures of 50-100 psi and reduce them to 45 psi. The Hunter PRB rotors allow the nozzles to operate at peak efficiency, saving up to 25% more water. Having the pressure regulator in the body allows it to remain in place and functional even if the original riser is removed and replaced for service.

FEATURES

- Pressure-regulated body (45 psi) reduces high incoming pressure to increase nozzle efficiency
- Patented automatic arc return feature returns the turret back to the original arc pattern if vandalized; adjustable arc from 50° to 360°
- Non-strippable drive mechanism is protected from damage if turned in the opposite direction of travel
- Part- and full-circle in one model for flexibility across landscapes and reduced inventory
- Headed and slotted setscrew allows radius adjustment with a Hunter wrench or flat-blade screwdriver
- FloStop® closes the flow of water from individual sprinklers to change the nozzle or perform repairs
- Flat-top nozzles allow fast, easy insertion
- QuickCheck™ arc mechanism for fast arc adjustment
- Available stainless-steel riser for extra durability
- Drain check valve prevents low-head drainage (up to 10' of elevation)



I-20 Rotor

The I-20 rotor is loaded with upgraded features such as FloStop® technology, check valves, and efficient nozzles that make it the perfect choice in a range of applications.

FEATURES

- Patented automatic arc return feature returns the turret back to the original arc pattern if vandalized; adjustable arc from 50° to 360°
- Non-strippable drive mechanism is protected from damage if turned in the opposite direction of travel
- Part- and full-circle in one model for flexibility across landscapes and reduced inventory
- Headed and slotted setscrew allows radius adjustment with a Hunter wrench or flat-blade screwdriver
- FloStop technology closes the flow of water from individual sprinklers to change the nozzle or perform repairs
- Flat-top nozzles allow fast, easy insertion
- QuickCheck™ Arc Mechanism for fast arc adjustment
- Available stainless steel riser for extra durability
- Drain check valve prevents low-head drainage (up to 10' of elevation)



SKU	Description
PGP-00-PRB	Shrub model, adjustable arc, plastic riser, pressure-regulated body
PGO-04-PRB	4" pop-up, adjustable arc, plastic riser, pressure-regulated body

SKU	Description
I-20-00	Shrub model, adjustable arc, check valve
I-20-04	4" pop-up, adjustable arc, plastic riser, check valve
I-20-06	6" pop-up, adjustable arc, plastic riser, check valve
I-20-12	12" pop-up, adjustable arc, plastic riser, check valve
I-20-04-SS	4" pop-up, adjustable arc, stainless steel riser, check valve
I-20-06-SS	6" pop-up, adjustable arc, stainless steel riser, check valve



I-40 Rotor

The I-40 Rotor has a comprehensive list of upgraded features that make it the top choice for demanding, large turf projects.

FEATURES

- Patented automatic arc return feature returns the turret back to the original arc pattern if vandalized; adjustable arc from 50° to 360°
- Non-strippable drive mechanism is protected from damage if turned in the opposite direction of travel
- Part- and full-circle in one model for flexibility across landscapes and reduced inventory
- Color-coded nozzles make identification easy
- Available opposing nozzle model for even watering in full-circle applications (I-40-ON model)
- Drain check valve prevents low-head drainage (up to 15' of elevation)



SKU	Description
I-40-04-SS	4" pop-up, adjustable arc, stainless-steel riser, check valve, and 6 nozzles
I-40-06-SS	6" pop-up, adjustable arc, stainless-steel riser, check valve, and 6 nozzles
I-40-04-SS-ON	4" pop-up, full-circle, opposing nozzle, stainless-steel riser, check valve, and 6 nozzles
I-40-06-SS-ON	6" pop-up, full-circle, opposing nozzle, stainless-steel riser, check valve, and 6 nozzles



Pro-HC Controller with Hydrowise®

Manage this durable outdoor irrigation controller with Hydrowise web-based software from anywhere worldwide using your smart device or web browser. Predictive watering adjusts schedules based on temperature forecast, rainfall probability, wind and humidity to provide maximum water savings while keeping your clients' landscape healthy and beautiful. Add a simple-to-install flow meter and set up automatic notifications to alert you of broken pipes or sprinklers.

FEATURES

- Number of stations: 6, 12 or 24
- Standard programming option allows for 6 independent irrigation programs and 6 start times per program
- Advanced programming option provides station-based programming with up to 6 total start times available
- 2 sensor inputs available for use with any Klik sensor and HC flow meter
- 1 P/MV output for pump start relay and master valve activation
- Wi-Fi enabled for quick connection to Hydrowise software
- 2 3/4" full-color touchscreen display for simple programming at the control panel
- Built-in milliamp sensor for wire fault detection and alerts

SKU	Description
PHC-6	Pro-HC 6 station, outdoor controller with WIFI connection
PHC-12	Pro-HC 12 station, outdoor controller with WIFI connection
PHC-24	Pro-HC 24 station, outdoor controller with WIFI connection



Wireless Flow Sensor

Hunter's wireless flow sensor (WFS) offers irrigation professionals a simple way to add flow monitoring to a system, protecting even the largest landscapes from damage and wasted water. The WFS monitors flow and instantly notifies the controller in case of a broken pipe or leak, prompting the system to shut down. The WFS is compatible with Hunter's ACC and I-Core controllers and can be easily installed as a retrofit to an existing Flow-Sync® or as a system upgrade. Its robust waterproof design ensures that the WFS is ready to safeguard your landscape, even in the harshest environments. The WFS is a cost-effective and easy-to-install solution to protect your landscape from unforeseen damage and wasted water.

FEATURES

- Wireless flow sensor saves time, materials and labor
- Simple-insertion flow sensor for monitoring and reacting to real-time flow conditions
- Provides station-level flow monitoring for reaction to high- or low-flow conditions, helping to protect against waste and damage from leaks
- Compatible with Hunter I-Core®, ACC and ACC2 controllers for flexible installation in a variety of projects
- Sensor is pre-calibrated for K-factor and Offset based on pipe size, allowing for quick setup and programming within the controller
- Multicolor LED on the receiver indicates proper communication to the transmitter as well as remaining battery life

SKU	Description
WFS	Wireless flow sensor



Accu Sync®

Regulating pressure saves water and extends the life of the irrigation system. Saving water is achieved through regulation by operating each zone at the best pressure for that equipment and application type. Accu Sync® is a simple pressure regulator designed to be compatible with all of Hunter's control valves. The adjustable model enables the zone pressure to be set anywhere between 20 and 100 psi, while fixed models remove the guesswork and can be installed throughout any system easily. From a reliability standpoint, Accu Sync® is unparalleled. Glass-filled nylon construction makes the Accu Sync strong enough to handle the rigors of any project. No matter which model you choose, all zones stay in tune with Accu Sync.

FEATURES

- Regulation from 20 to 100 psi
- Static pressure: 150 psi
- Required dynamic pressure differential: 15 psi
- Works with AC- and DC-latching solenoids
- Works with any Hunter valve

SKU	Description
ACCUSYNC-ADJ	Pressure regulator, adjustable 20 to 100 psi
ACCUSYNC-40	Pressure regulator, fixed 40 psi
ACCUSYNC-30	Pressure regulator, fixed 30 psi



Adjustable Fan Stream Nozzle

FEATURES

- Fits 1" or 3/4" "
- Includes reducer bushing for 3/4" GHT
- Bail handle creates either a wide band or smooth bore reaching distances up to 80 ft.



SKU	Description
NZ027	Adjustable fan stream nozzle

Hose End Nozzles

FEATURES

- Constructed of lightweight aluminum and stainless steel
- Heavy-duty bumper for added protection
- Ideal for any sports field or golf course
- Adjustable from fog to straight stream

Dual Gallonage Nozzles

Provides a straight, narrow stream and fog at 10 gpm to 24 gpm at optimum flow.

Constant Flow Nozzles

Provides both wide fog and straight stream at optimum flow rate of 35 gpm. This is a multipurpose nozzle for watering applications, along with equipment and stadium wash-down.

High-Volume Dual Gallonage "JUMP" Nozzles

Our high-volume "JUMP" nozzles provide 60 gpm at optimum flow rate to allow heavy watering of turf or infields.



SKU	Description
NZ009	1" 10 to 24 gpm w/bumper
NZ012	1.5" 20 to 60 gpm w/bumper
NZ015	1.5" 20 to 100 gpm high volume w/bumper

QC Key with Relief Valve

Flexible Goose Neck Swivels exclusively from Kochek

Our fire handle QC key with relief valve is designed to fit the most popular manufacturers' valves. An ergonomic handle assures proper installation and performance while enabling the user to relieve water pressure and remove key without worrying about back pressure. Longer handle design for hard-to-reach valves made of T6 powder coated and lead free aluminum, making Kochek's QC Key lighter and safer to use.



SKU	Description
IRSQCK-075-44K	Quick-coupling key with relief valve - 3/4"x18" (L)
IRSQCK-100-55K	Quick-coupling key with relief valve - 1"x18" (L) - shown
IRSQCK-150-C151	Quick-coupling key with relief valve - 1-1/2"x18" (L)

3/4" - 1" GH Series Irrigation Hose



This durable hose's exterior cover is smooth opaque green PVC compound reinforced with high tensile strength yarn. The inner tube is a smooth black PVC and available in 3/4" and 1" diameters 50', 75' and 100' as well as bulk quantities.

FEATURES

- Abrasion-resistant smooth cover
- Smooth black inner tube
- Superior weather-, ozone- and UV-resistant
- Smooth, opaque PVC compound cover reinforced with high tensile yarn
- Available with full flow couplings

SKU	Description
IRGH075-001	3/4" X 50' irrigation hose - green
IRGH075-002	3/4" X 75' irrigation hose - green
IRGH075-003	3/4" X 100' irrigation hose - green
IRGH100-001	1" X 50' irrigation hose - green
IRGH100-002	1" X 75' irrigation hose - green
IRGH100-003	1" X 100' irrigation hose - green

3/4" - 1" Dura Flow Irrigation Hose



Available in 3/4" standard barb and ferrule GHT couplings, available in 1" standard barb and ferrule couplings, available 1" NPSH threads and Kochek's Full Flow Couplings. Heavy Duty Irrigation Hose specially designed for durability and maximum flow made with quality flexible compounds blended to make the hose look and feel like comparable rubber hose yet it remains flexible and lightweight making it ideal for irrigation and water movement applications.

FEATURES

- Easy recoil after use
- Silicone free core
- Lightweight
- UV- and weather-resistant
- Heavy duty and designed for maximum flow

SKU	Description
IRDF075-001	3/4" X 50' Dura Flow irrigation hose
IRDF075-002	3/4" X 75' Dura Flow irrigation hose
IRDF075-003	3/4" X 100' Dura Flow irrigation hose
IRDF100-001-FF	1" X 50' Dura Flow irrigation hose
IRDF100-002-FF	1" X 75' Dura Flow irrigation hose
IRDF100-003-FF	1" X 100' Dura Flow irrigation hose

HYDRO-RAIN

HSC Connected Controller

Control and monitor the HSC controller with your smart device or web browser. The HSC controller, powered by B-hyve® Pro, uses WeatherSense® technology to create and adjust schedules based on soil, plants, sprinklers, temperature, rain, wind and humidity. No connection? No problem! the HSC can also be programmed like a traditional controller using the B-hyve Pro app. You'll also find connection points to hardwire sensors and flow meters.



FEATURES

- Built-in irrigation audit – Our IA award-winning audit algorithm for automatic schedule programming is fully integrated and available for use through the B-hyve pro app.
- Modular design allows for 16 to 48 traditional stations or up to 63 two-wire AC stations
- 4 independent programs plus smart programming with 4 start times per program
- 2 sensor inputs and 2 flow meter inputs
- 2 outputs for pump start relays or master valves
- 2.4 GHz Wi-Fi, 5 GHz Wi-Fi, Bluetooth, 900 MHz, or CAT-5 Ethernet connectivity
- Includes USB charging port and shelf for resting a phone or tablet
- Free and automatic firmware and software upgrades when connected to the internet
- UL listed, NEMA-3R weather resistant stainless-steel enclosure
- Simultaneously run 2 programs
- Flow meter inputs support Data Industrial®, CST, Netafim™, Flomec™, and other flow sensors with custom “K and offset” values directly from the B-hyve Pro app
- Program data safely stored in non-volatile memory
- Smart watering options based on actual site conditions such as slope, soil type, sun/shade, historical ET and live weather feeds
- Multi-site management using one app across Android, iOS, and the web

SPECIFICATIONS

Station runtime: from 1–240 minutes

Automatic starts: up to 12 start times per day

Programming schedule: days of week, intervals, odd/even days, Smart

Connected device: Yes. Connects to B-hyve Pro app.

SKU	Description
HSC-1600-M	HSC 16-station modular controller
HSC-800-MD	HSC 8-station expansion module
HSC-6300-D	HSC 63-station Two-wire AC controller
HSC-6300-DM	HSC 63-station decoder module
HSC-FD1	HSC AC field decoder
HSC-DP	HSC portable decoder programmer

HRC 400 Connected Controllers

Adding to our legacy of top-of-line controllers, comes the most intuitive, feature-rich timer to date. The Hydro-Rain HRC 400 Smart Irrigation Controller, powered by B-hyve, combines the easiest-to-program controller on the market with the remote capabilities of Bluetooth and Wi-Fi.



Users can control the timer with the Android or iOS app from their computer or at the controller with the familiar, intuitive interface that millions of customers have come to know. A perfect controller for new installations or for replacement applications.

Contractors can order the HRC 400 from the factory with a business logo screen printed on the cover from their local distributor.

FEATURES

- Four programs – programs a, b, c and d offer multiuse and flexible watering schedules by days of the week, even or odd days, or at intervals of 1 to 32 days
- 4 start times per program – flexibility to manage schedules for variable plant requirements and soil types
- Program data safely stored – Power out? No worries! All programming information is stored in non-volatile memory.
- Manual advance – one-button station affords convenience of quick select and advance during manual watering
- Smart watering options – based on site conditions such as slope, soil type, sun/shade, historical ET and live weather feeds
- Multisite management – control multiple devices from one mobile app
- Irrigation audit app integration – integrates over the cloud with our IA award-winning audit app for automatic schedule programming
- Remote control – the app provides the ability to remotely control the timer from a smart device for setup and maintenance
- Watering budgeting – match seasonal watering requirements by increasing or decreasing the durations of the stations in any of the traditional programs from 10% to 200% of base schedule

SPECIFICATIONS

Station timing: from 1–240 minutes

Automatic starts: up to 12 start times per day

Programming schedule: days of week, watering intervals and odd/even days

Connected device: Yes. Connects to B-hyve Pro app and B-hyve app.

SKU	Description
HRC-400-WIFI-08	B-hyve 8-station outdoor controller
HRC-400-WIFI-16	B-hyve 16-station outdoor controller
HRC-410-WF-8	B-hyve 8-Station indoor controller
HRC-480-WFH-1	B-hyve Bluetooth hose bib controller with Wi-Fi hub
HRC-480-BT-1	B-hyve Bluetooth hose bib controller

PVC-Lock®



PVC-Lock® is a remarkable push-fit fitting that easily replaces traditional PVC fittings when repairing or installing PVC piped sprinkler systems. PVC-Lock fittings do not require toxic glues or primers. Each PVC-Lock® fitting contains a stainless steel retainer ring and an O-ring seal, preventing leaking at both low and abnormally high pressures. Using PVC-Lock® fittings allows you to lose the glue; and reduces traditional installation times by over 50%. With PVC-Lock® you'll leave your project with clean hands and a clear conscience knowing that your installation crew and the environment are being protected from harmful chemicals.

FEATURES

Patented Push-and-Go design: 100% tool- and chemical-free approach that cuts installation time in half or more.

PVC-Lock® fittings are chemical-free: Glueless, tool-free installation protects the environment and the long-term health of your crew.

Patented retaining system: Stainless-steel teeth grip pipe tight for a strong, leak-proof connection.

Swivels on the pipe: After installation, PVC-Lock® fittings can swivel 360° around the pipe allowing easy sprinkler head orientation and adjustment.

Universal: For use with all brands of Schedule 40 and 80, and Class PVC pipe.

Removable & reusable: On-site sizing adjustments are easy using the PVC-Lock removal tool.

Pressure rated: Use on either side of the irrigation valve.

SKU	Description
PVCL-476-010	1" PVCL X MPT X spigot manifold tee
PVCL-406-010	1" PVC-Lock elbow
PVCL-429-010	1" PVC-Lock coupling
PVCL-436-010	1" PVC-Lock x 1" MPT adapter
PVCL-447-010	1" PVC-Lock cap
PVCL-406-007	3/4" PVC-Lock elbow
PVCL-402-101	3/4" x 1/2" FPT PVC-Lock tee
PVCL-429-007	3/4" PVC-Lock coupling
PVCL-401-010	1" PVC-Lock tee
PVCL-436-007	3/4" PVC-Lock x 3/4" MPT adapter
PVCL-FPC-100	1" PVC-Lock flexible coupling
PVCL-SFX-100	1" PVC-Lock slide repair
PVCL-444-010	1" PVC-Lock x 1" PVC-Lock x spigot manifold tee
PVCL-FPC-075	3/4" PVC-Lock flexible coupling
PVCL-477-010	1" PVC-Lock x 1" spigot x 1" FPT manifold tee
PVCL-SFX-075	3/4" PVC-Lock slide repair
PVCL-407-130	1" PVC-Lock x 1/2" FPT reducing elbow
PVCL-402-130	1" PVC-Lock x 1/2" FPT reducing tee

Blu-Lock®



Your jobs don't just need to be done right, they need to be done fast. Blu-Lock® is the newest innovation in the irrigation field. With its powerful push-lock technology, your job will be done in record time. Blu-Lock® takes installation speed and ease to new heights for HDPE (Poly) Pipe. Insertion force has been reduced by half to make installation even faster. And now, it works with all 80# and 100# SDR 15 and 19 pipe. Finally, all 1/2", 3/4", and 1" fittings are releasable and reusable with the Blu-Lock® release tool or built-in collar. Simply stated, Blu-Lock® is the fastest, greenest, irrigation installation method in the world.

FEATURES

Patented Push-and-Go design: 100% tool- and chemical-free approach cut installation time in half.

True system integration: Total compatibility of fittings, pipe, manifolds, valves, saddles, and heads.

Exclusive trench and trenchless technology: Coil and straight length pipe options provide unrivaled flexibility.

Blu-Lock® fittings are black with blue rings: Outside diameter (OD) technology ensure lower friction loss for better efficiency.

Fittings are chemical-free: Glueless, tool-free installation protects the environment and the long-term health of your crew.

Do more with less: Whether it's more jobs in week or running a smaller crew, Blu-lock helps you get the job done on time.

SKU	Description
BL-410-005	1/2" BL x 1/2" MPT Ell
BL-410-007	1/2" BL x 3/4" MPT Ell
BLS-TAP-BL-50	1/2" BL nitro saddle tap
BLS-100-BD-LT	1" nitro saddle body
BLJ-410-005	1/2" BL x 1/2" MPT swing joint
BL-436-005	1/2" BL x 1/2" MPT aAdapter
BL-406-010	1" Blu-Lock elbow
BL-409-005	1/2" Blu-Lock street elbow
BL-429-130	1" x 1/2" BL reducing coupling
BL-429-010	1" Blu-Lock coupling
BL-401-010	1" Blu-Lock Tee
BL-429-130	1" x 1/2" Blu-Lock reducing coupling
BL-401-101	3/4" x 1/2" Blu-Lock reducing tee
BL-401-007	3/4" Blu-Lock tee
BL-402-101	3/4" Blu-Lock x 1/2" FPT reducing tee
BL-406-007	3/4" Blu-Lock elbow
BL-401-005	1/2" Blu-Lock tee
BL-429-007	3/4" Blu-Lock coupling



Drip Zone Kit

Landscape Products' drip zone valve kit offers fast installation and durable performance for residential and small commercial properties and effluent water systems. This pre-assembled unit includes a contamination-resistant VP-10 control valve with a metering design to keep the valve working and maintenance to a minimum, while the attached EZ Klean Y-filter with built-in regulator helps keep debris and excessive pressure in check.

FEATURES

- Available in 1 x 3/4" and 1" sizes
- All-in-one kit for low-volume drip and micro spray irrigation zones
- VP-10 control valve with easy operation internal bleed lever allows water to escape downstream during manual operation
- 150-mesh stainless-steel filter
- Simple, one-piece molded diaphragm
- Removable handle prevents tampering after flow adjustment

SKU	Description
12000080	1 X 3/4" drip zone valve kit
12000085	1" drip zone valve kit
Replacement parts	
12000389	Stainless-steel screen
11030100	Solenoid
11030120	Diaphragm
11030130	Cover

Residential Drip Zone Kit

This kit comes with everything you need to add or convert an irrigation valve for drip irrigation. Easily adaptable to 1 inch valves and ready to connect to 700 series drip tubing.

FEATURES

- 3/4" MHT flush with cap
- 25 PSI regulator with 155 mesh screen
- Screen can be removed for easy cleaning



SKU	Description
12000050	Drip irrigation zone kit without valve



Commercial Drip Zone Kit

This commercial drip zone kit offers fast installation and durable performance for all types of drip micro irrigation installations. The stainless-steel screen and large filtration area makes it ideal for non-potable water applications.

FEATURES

- Attaches to the valve with a 3/4" MPT
- 25 PSI built in regulator with 150 mesh screen
- Made in the U.S.A.

SKU	Description
12000070	Commercial drip zone kit - no valve with stainless-steel screen
12000389	Replacement stainless-steel screen



EZ Klean Pressure-Regulating Y-Filter

Protect your drip micro-irrigation system from debris and maintain optimal pressure with Landscape Products' EZ Klean pressure-regulating Y-filters. The one-piece filter/regulator unit eliminates the expense of extra fitting and allows for easier installation in tight spaces.

FEATURES

- 3/4" (25 PSI) and 1" (30 PSI) units
- 3/4" MHT flush with cap
- Made in the U.S.A.

SKU	Description
12000372	3/4" EZ Klean pressure regulating Y-filter
12000376	1" EZ Klean pressure regulating Y-filter
12000389	Replacement stainless-steel screen



Y-Filters

An all-purpose filter with an improved cleaning plate and specially designed elongated slots. These maintain a cleaner screen by forcing the incoming dirty water to spread across a greater portion of the inside wall of the screen. The overall compact design of the filter allows for easier installation in minimal space.

FEATURES

- 3/4" and 1" male IPS inlet and outlet options
- 3/4" MHT flush with cap
- Replacement stainless-steel screen

SKU	Description
12000370	3/4" EZ Kleen Y-filter
12000374	1" EZ-Kleen Y-filter
12000389	Replacement screen 150-mesh for 3/4" or 1"



Swing Riser Pipe

Landscape Products 1/2" swing riser pipe is made from linear low-density polyethylene with added elastomers that make the product tough, resilient and flexible. This swing riser pipe is used with barbed fittings to attach sprinkler heads to buried laterals providing a flexible joint that helps prevent damage to the buried pipelines if the sprinkler is hit by maintenance equipment.

FEATURES

- Performs best when used with Landscape Products' spiral barb fittings.
- New textured surface for better grip
- Made in the U.S.A.

SKU	Description
01004100	1/2" x 100' swing riser pipe
01004010	1/2" x 10' swing riser pipe bundle



Swing Riser Assemblies

Landscape Products' compression-style swing risers are made of 100% virgin material, pre-assembled and pressure tested for leak-free operation.

FEATURES

Spiral barb fitting style

- Available in 6" and 12" lengths
- Reduced blow-off failure at high pressure over competitive products
- Assembly fittings may be adjusted to address specific applications at the installation site
- Available in various factory-assembled lengths and configurations

Compression fitting style

- Available in 7" and 13" lengths
- Zero pressure loss across the fittings because the ID of the fitting is larger than the ID of the pipe
- Easily field adjustable with only one contact point between the hose and the fitting
- Available in various factory-assembled lengths and configurations

SKU	Description
01001010	Barbed single swing riser 1/2" x 1/2" x 6"
01001020	Barbed double swing riser 1/2" x 1/2" x 6"
01001030	Barbed single swing riser 1/2" x 1/2" x 12"
01001040	Barbed single swing riser 1/2" x 3/4" x 12"
01001050	Barbed double swing riser 1/2" x 1/2" x 12"
01001060	Barbed double swing riser 1/2" x 3/4" x 12"
01001100	Compression single swing riser 1/2" x 1/2" x 7"
01001102	Compression single swing riser 1/2" x 3/4" x 7"
01001104	Compression single swing riser 3/4" x 3/4" x 7"
01001105	Compression single swing riser 1/2" x 1/2" x 13"
01001107	Compression single swing riser 1/2" x 3/4" x 13"
01001108	Compression single swing riser 3/4" x 3/4" x 13"



VP Series Valves

Threaded plastic valve

The Landscape Products VP series plastic remote control valves are ideal for use in residential and commercial applications.



FEATURES

- Reverse flow design
- Internal manual bleed
- Ideal for low-volume drip irrigation

SKU	Description
01000530	VP-10 1" plastic electric valve
01000550	VP-15 1-1/2" plastic electric valve
01000560	VP-20 2" plastic electric valve

Quick Coupling Valves

A wide range of Quick Coupler Solutions for both potable and recycled water applications. Landscape Products Quick Coupling Valves are specifically designed for any irrigation project that requires in ground durability, quick water access and resistance to vandalism.



FEATURES

- Engineered and manufactured for years of reliable daily use
- Water District compliant to meet all requirements for district standards
- Spring-loaded covers protect the quick coupling valve's components and ensures closing

SKU	Description
01005310	LP 3RC-07 3/4" QCV 1 piece
01005320	LP 5RC-10 1" QCV 1 piece
01005322	LP 5LRCNP-11" QCV 1 piece purple
01005410	LP 33DRC-07 3/4" QCV 2 piece
01005425	LP 33DLRCNP-07 3/4" QCV 2 piece purple
01005430	LP 44RC-10 1" QCV 2 piece
01005440	LP 44LRC-10 1" LC QCV 2 piece
01005447	LP 44LRCNP-10 1" QCV 2 piece purple
01005460	LP 33DK -07 3/4" QCV key
01005470	LP 44K-10 1" QCV key
01005480	LP 55K-10 1" QCV key
01005520	LP HS-075/20 hose swivel
01005525	LP HS-100/22 hose swivel
01005530	LP HS-101/23 hose swivel

CWV Ball Valves

Landscape Products CWV Ball Valves offer a great combination of quality and affordability. These general purpose cold water valves are made in the USA using premium grade resins and are produced with the highest quality standard



FEATURES

- Quarter-turn shutoff valve designed for irrigation and other general cold water applications
- Available in slip socket and threaded models
- EPDM O-Rings
- ASTM D 1784 cell classification 12454
- Made in the U.S.A.

SKU	Description
20000105	1/2" slip socket ball valve
20000107	3/4" slip socket ball valve
20000110	1" slip socket ball valve
20000112	1 1/4" slip socket ball valve
20000115	1 1/2" slip socket ball valve
20000120	2" slip socket ball valve
20000205	1/2" threaded ball valve
20000207	3/4" threaded ball valve
20000210	1" threaded ball valve
20000215	1 1/2" threaded ball valve
20000220	2" threaded ball valve

Brass Ball Valves

Landscape Products Full Port, Brass Ball Valves are suitable for a full range of liquids and gases in residential and commercial applications. These ball valves have an adjustable stem packing gland that provides longer service life and are CSA approved.



FEATURES

- Bottom-loaded blowout-proof stem
- PTFE stem packing seal and seats
- Machined chrome-plated brass ball

SKU	Description
21013305	1/2" BBV-4 CSA & NSF brass valve
21013307	3/4" BBV-4 CSA & NSF brass valve
21013310	1" BBV-4 CSA & NSF brass valve
21013312	1 1/4" BBV-4 CSA & NSF brass valve
21013315	1 1/2" BBV-4 CSA & NSF brass valve
21013320	2" BBV-4 CSA & NSF brass valve
21013325	2 1/2" BBV-4 CSA & NSF brass valve
21013330	3" BBV-4 CSA & NSF brass valve



PE & Vinyl Tubing

High-quality polyethylene (PE) tubing manufactured by Landscape Products is ideal for use in drip irrigation systems for landscapes and agriculture. This tubing can be used to connect any drip or micro device to the water supply lateral or to attach to the outlet of a buried emitter to bring water to the surface. It can also be used as a leader to bring water from a buried hose to a surface emitter or micro sprayer.

All PE tubing is made with 100% Dow Chemical 7510 material, which has a 30-plus year record of product quality. This material is known for having excellent environmental stress crack resistance (ESCR). A minimum of 2% carbon black color protects the tubing from the harmful effects of the sun.

SKU	Description
12000995	LP 185 1/8" x 1,000' vinyl tubing
12000890	LP 220 1/4" x 100' vinyl drip tubing
12000900	LP 220 1/4" x 1,000' vinyl tubing
12000910	LP 250 1/4" x 100' vinyl tubing
12000915	LP 250 1/4" x 1,000' vinyl tubing
12000920	1/4" x 1,000' PE tubing
12000925	1/4" x 1,000' PE tubing bucket refill
12000934	1/4" x 1,000' vinyl tubing in bucket
12000940	LP 350 11/32" x 500' PE tubing
12001000	LP 185 1/8" x 100' PE tubing
12001005	LP 185 1/8" x 1,000' PE tubing
12001006	LP 250 1/4" x 100' PE tubing
12001007	LP 250 1/4" x 1,000' PE tubing
12001008	LP 710 1/2" x 100' PE tubing
12001010	LP 710 1/2" x 500' red stripe drip tubing
12001012	LP 710 1/2" x 500' white stripe drip tubing
12001014	LP 710 1/2" x 500' purple stripe drip tubing
12001016	LP 710 1/2" x 500' no stripe drip tubing
12001018	LP 940 3/4" x 100' PE tubing
12001020	LP 940 3/4" x 500' drip tubing
12001024	LP 940 3/4" x 500' PE purple stripe tubing
12001026	LP 940 3/4" x 500' black PE tubing
12001030	LP 1200 1" x 500' PE drip tubing



Point Source Emitters

Landscape Products' pressure compensating (PC) emitters deliver a precise amount of water regardless of pressure changes within an operating range of 15–50 psi. This series of turbulent-flow, pressure-compensating emitters with 1/4" self-piercing barb are color coded based on flow desired. Available in 0.5 gph (blue), 1.0 gph (black), 2.0 gph (red) and 5.0 gph (tan) flow rates. The PC emitter flush mode allows for debris to be purged at start up.

FEATURES

- Easy install self-piercing design
- Pressure-compensating emitter with 1/4" outlet
- Color-coded flow rate matching the industry standard for easy recognition in the field
- PC emitter flush mode allows for debris to be purged at start up

SKU	Description
12001511	PC emitter 0.5 gph blue - 100/bag
12251511	PC emitter 0.5 gph blue - 25/bag
12001512	PC emitter 1.0 gph black - 100/bag
12251512	PC emitter 1.0 gph black - 25/bag
12001513	PC emitter 2.0 gph red - 100/bag
12251513	PC emitter 2.0 gph red - 25/bag
12001515	PC emitter 5.0 gph tan - 100/bag
12251515	PC emitter 5.0 gph tan - 25/bag



EZ-ID CV Dripline

All EZ-ID CV dripline is made using 100% Dow Chemical 7510 polyethylene (PE) material which has a 30-plus year record of product quality and has excellent environmental stress crack resistance. The UV-stabilized brown color protects the tubing from the harmful effects of the sun and blends well into the landscape. The dripline is color coded with double stripes for easy identification in the field. The 1.0 gph has white stripes, the 0.6 gph has blue stripes and the 0.4 gph has orange stripes.

FEATURES

- Accepts standard 17 mm brown fittings
- Pre-installed internal emitters for simple installation
- Dual outlets at each emitter provide excellent clogging resistance
- Brown external color with excellent UV resistance
- Ideal for on-surface and sub-surface applications

SKU	Description
12050910	17 mm blank dripline tubing – 100'
12050920	17 mm blank dripline tubing – 250'
12075410	0.4 gph emitters 100' roll x 12" spacing
12075430	0.4 gph emitters 500' roll x 12" spacing
12075440	0.4 gph emitters 100' roll x 18" spacing
12075460	0.4 gph emitters 500' roll x 18" spacing
12075610	0.6 gph emitters 100' roll x 12" spacing
12075620	0.6 gph emitters 250' roll x 12" spacing
12075630	0.6 gph emitters 500' roll x 12" spacing
12075640	0.6 gph emitters 100' roll x 18" spacing
12075660	0.6 gph emitters 500' roll x 18" spacing
12075910	1.0 gph emitters 100' roll x 12" spacing
12075920	1.0 gph emitters 250' roll x 12" spacing
12075930	1.0 gph emitters 500' roll x 12" spacing
12075940	1.0 gph emitters 100' roll x 18" spacing
12075960	1.0 gph emitters 500' roll x 18" spacing



1/4" Dripline

Made with high-quality Dow Chemical virgin 7510 UV-resistant polyethylene to be the most durable in the industry. Landscape Products 1/4" dripline is available with emitters at 6" or 12" spacing, making it ideal for residential and commercial applications. UV-stabilized brown coloring protects the tubing from the harmful effects of the sun and blends perfectly into the landscaping.

FEATURES

- Ideal for use in drip irrigation systems for trees, vegetable gardens, flowers, shrub and groundcover beds
- Easy installation
- Water only where needed
- Feed from either end
- Blends into the landscape

SKU	Emitter Spacing	Coil Size	Max. Length of Run	Flow/Foot at 20 PSI
12070010	Blank	100'	N/A	N/A
12070110	6"	100'	19'	1.0 gph/ft.
12070150	6"	500'	19'	1.0 gph/ft.
12070210	12"	100'	33'	0.5 gph/ft.
12070250	12"	500'	33'	0.5 gph/ft.

All dripline above: I.D. - 0.17"; O.D. 0.25"; Wall - 0.04"; Max. operating psi - 30 psi



Dripline Header Fittings

Landscape Products' 17 mm compression fittings are engineered and designed to create custom dripline headers. The installer can quickly and easily assemble headers to create straight or curved dripline layouts.



FEATURES

- Connections are easy without glue or clamps
- Allows for custom spacing using either ½" (0.710) or ¾" (0.930) polyethylene tubing
- 17 MM Insert barb connectors allow for quick installation of EZ-ID CV dripline, as well as other 17 mm driplines.
- Made in the U.S.A.

SKU	Description
12051110	Dripline 17 mm insert coupling x 710C
12051120	Dripline 17 mm insert x 710C 90° elbow
12051130	Dripline 17 mm insert tee x 710C x 710C
12051170	Dripline 17 mm insert x 930C 90° elbow
12051180	Dripline 17 mm insert tee x 930C x 930C
12003212	Dripline 17 mm insert tee x 930C x 930C

Dripline EZ-LOK Fittings

Landscape Products' EZ-LOK fittings are ideal for new installations and maintenance repairs on drip micro irrigation systems. They are suitable for dripline as well as polyethylene tubing sizes 16 to 18 mm.



FEATURES

- Designed to be quick, secure, easy to install and reusable
- UV resistant to withstand heat, direct sun and harsh chemicals
- Heavy duty for added strength, durability and long term performance
- Made in the U.S.A.

SKU	Description
12050510	EZ-LOK coupling 16-18 mm
12050520	EZ-LOK 90° elbow 16-18 mm
12050530	EZ-LOK tee 16-18 mm
12050535	EZ-LOK 1/2" male adapter 16-18 mm
12050540	EZ-LOK 3/4" male adapter 16-18 mm
12050570	EZ-LOK hose end with cap 16-18 mm
12050580	EZ-LOK female hose swivel 16-18 mm
12050595	EZ-LOK repair pak 16-18 mm



Valve Boxes

Landscape Products' valve boxes are engineered for the professional contractor, with the superior strength required for commercial and utility applications. They feature thicker wall dimensions for increased strength and durability, reinforced covers for heavier loads, reinforced ribs for sidewall strength and high-impact construction.

FEATURES

- Overlapping covers prevent dirt and grass from settling between body and cover
- Reinforced covers for heavier loads
- 7" models available with green lid for turf installations, tan for decomposed granite applications and purple cover for use with non-potable or reclaimed applications
- 6" emitter box with deep opening that allows for multiple drip micro tubes
- Reinforced ribs for increased sidewall strength
- High-impact construction

SKU	Description
12001690	6" round emitter box with black lid
12001695	6" round black emitter box lid only
38002610	6" round valve box with green lid
38002650	6" round green valve box lid only fits 38002610
38005610	7" round valve box with green lid
38005630	7" tan round valve box with tan lid
38005650	7" round valve box with purple lid
38005620	7" green valve box lid only fits 38005610
38005640	7" tan valve box lid only fits 38005630
38005710	10" round valve box with green lid
38005720	10" green valve box lid only fits 38005710
38005810	Oval valve box with green lid
38005820	Oval green valve box lid only fits 38005810
38005830	Oval valve box with tan lid
38005840	Oval tan valve box lid only fits 38005830



Visit our website for a complete listing of products, literature, specifications and resource documents for our Drip Micro Irrigation products.

MUNRO

Munro LP Series 3/4 hp–3hp

Self-priming centrifugal irrigation pump

FEATURES

- Excellent performance-to-horsepower ratio
- Brass impeller
- Stainless-steel wear ring
- Cast iron body and internal components



SKU	Description
LP075B	Munro LP series 3/4hp pump*
LP100B	Munro LP series 1hp pump*
LP150B	Munro LP series 1-1/2hp pump*
LP200B	Munro LP series 2hp pump*
LP300B	Munro LP series 3hp pump*

Munro LP Series 1502

Self-priming centrifugal irrigation pump

FEATURES

- Multi-stage performance with single-stage simplicity
- Brass impeller
- Stainless-steel wear ring
- Heavy-duty motor



SKU	Description
LP1502B	Munro LP series 1502 pump*

Munro LP Series 3005 5hp

Self-priming centrifugal irrigation pump for mid-size turf applications

FEATURES

- High starting torque and an efficient run cycle
- Brass impeller
- Ceramic carbon with buna rubber seal
- Heavy-duty motor



SKU	Description
LP3005B	Munro LP series 3005 5hp pump*

*Also available in 3ph

Munro Complete PRO II 3/4 hp–5hp

Complete irrigation pump package

FEATURES

- Professional-grade pump
- Highest-quality pump control with built-in pump protection
- Simplified plumbing connections
- Unique powder-coated stainless-steel enclosure designed specifically for a pump



SKU	Description
CP075B	Munro Complete PRO II 3/4hp*
CP100B	Munro Complete PRO II 1hp*
CP150B	Munro Complete PRO II 1-1/2hp*
CP200B	Munro Complete PRO II 2hp*
CP300B	Munro Complete PRO II 3hp*

Munro StartBox

Flexible, easy-to-install pump start relay

FEATURES

- Works with any residential turf irrigation pump
- Color-coded wiring
- UL and cUL Listed relay and enclosure
- Two-wire/low controller signal models available
- Powder-coated steel or stainless-steel enclosures



SKU	Description
MPSR24	Munro StartBox – powder-coated blue steel enclosure
MPSR24S	Munro StartBox – stainless-steel enclosure
MPSR242W11	Munro StartBox – 2-wire decoder compatible, 110V
MPSR242W22	Munro StartBox – 2-wire decoder compatible, 220V

Munro SmartBox

Pump start relay and pump protection

FEATURES

- Works with any residential turf irrigation pump
- Color-coded wiring
- UL Listed relay and enclosure
- Run-dry and dead-head protection
- Two-wire/low controller signal models available
- Powder-coated steel or stainless steel enclosures



SKU	Description
MPLC24	Munro SmartBox – powder-coated blue steel enclosure
MPLC24S	Munro SmartBox – stainless-steel enclosure
MPLC242W11T	Munro SmartBox – 2-wire decoder compatible, 120V
MPLC242W22T	Munro SmartBox – 2-wire decoder compatible, 240V

Munro Grooved & HDPE Fittings

Grooved-end and HDPE fittings for countless applications



FEATURES

- Grooved fittings made to USA standards for consistent interchangeability with other major manufacturers
- Sizes available from 2" up to 12"
- High quality, heavy duty, cost effective

SKU	Description
Grooved Fittings	
M7705	Munro flexible coupling – available in 2"-12"
M7706	Munro reducing coupling – available in 2.5"x2" or 4"x3"
M7110	Munro grooved-end elbows, 90° – available in 2"-12"
M7111	Munro grooved-end elbows, 45° – available in 2"-12"
M7120	Munro grooved-end tees – available in 2"-12"
M7150	Munro concentric reducer – groove x groove
M7150F	Munro concentric reducer – groove x female NPT
M7721	Munro mechanical tee – available in 4"x2" or 6"x2"
M7160	Munro grooved-end caps – available in 2"-10"
M7170	Munro universal flange adapter – available in 10"-12"
M7180	Munro flange adapter – available in 2"-6"
Mechanical Couplings For HDPE Pipe	
M97	Munro HDPE x groove transition coupling – available in 2"-12"
M95	Munro HDPE coupling – available in 2"-12"

Munro POND Series 1/7hp-1/3hp

Space-saving, heavy-duty submersible pump

FEATURES

- Designed for continuous or intermittent duty
- Low-water friendly and long lasting
- Self-protecting motor
- Abrasion-resistant mechanical shaft seal
- AAS plastic outer case
- No wiring needed – fitted with 110v plug



SKU	Description
POND100	Munro POND series 1/7hp pump
POND150	Munro POND series 1/5hp pump
POND250	Munro POND series 1/3hp pump

Munro Simplicity Pump Stations

Simple, self-contained UL-QCJ pumping station for commercial, agricultural and residential irrigation systems. Includes pump, VFD, fittings, valves.



FEATURES

- Suction lift or pressure boost with bypass
- Constant pressure with true soft start and stop
- Quick ship – two weeks or less
- Start-up and support available
- 3hp and 5hp models

SKU	Description
SIMP23051PHSL	Simplicity 5hp, 1ph, 230v – suction lift
SIMP23053PHSL	Simplicity 5hp, 3ph, 230v – suction lift
SIMP46053PHSL	Simplicity 5hp, 3ph, 460v – suction lift
SIMP23051PHBP	Simplicity 5hp, 1ph, 230v – pressure boost
SIMP23053PHBP	Simplicity 5hp, 3ph, 230v – pressure boost
SIMP46053PHBP	Simplicity 5hp, 3ph, 460v – pressure boost
SIMP23031PHBP	Simplicity 3hp, 1ph, 230v – pressure boost
SIMP23033PHBP	Simplicity 3hp, 3ph, 230v – pressure boost
SIMP46033PHBP	Simplicity 3hp, 3ph, 460v – pressure boost

Munro Irrigation Foot Valves

High-quality, spring-loaded foot valves with stainless steel basket strainer



FEATURES

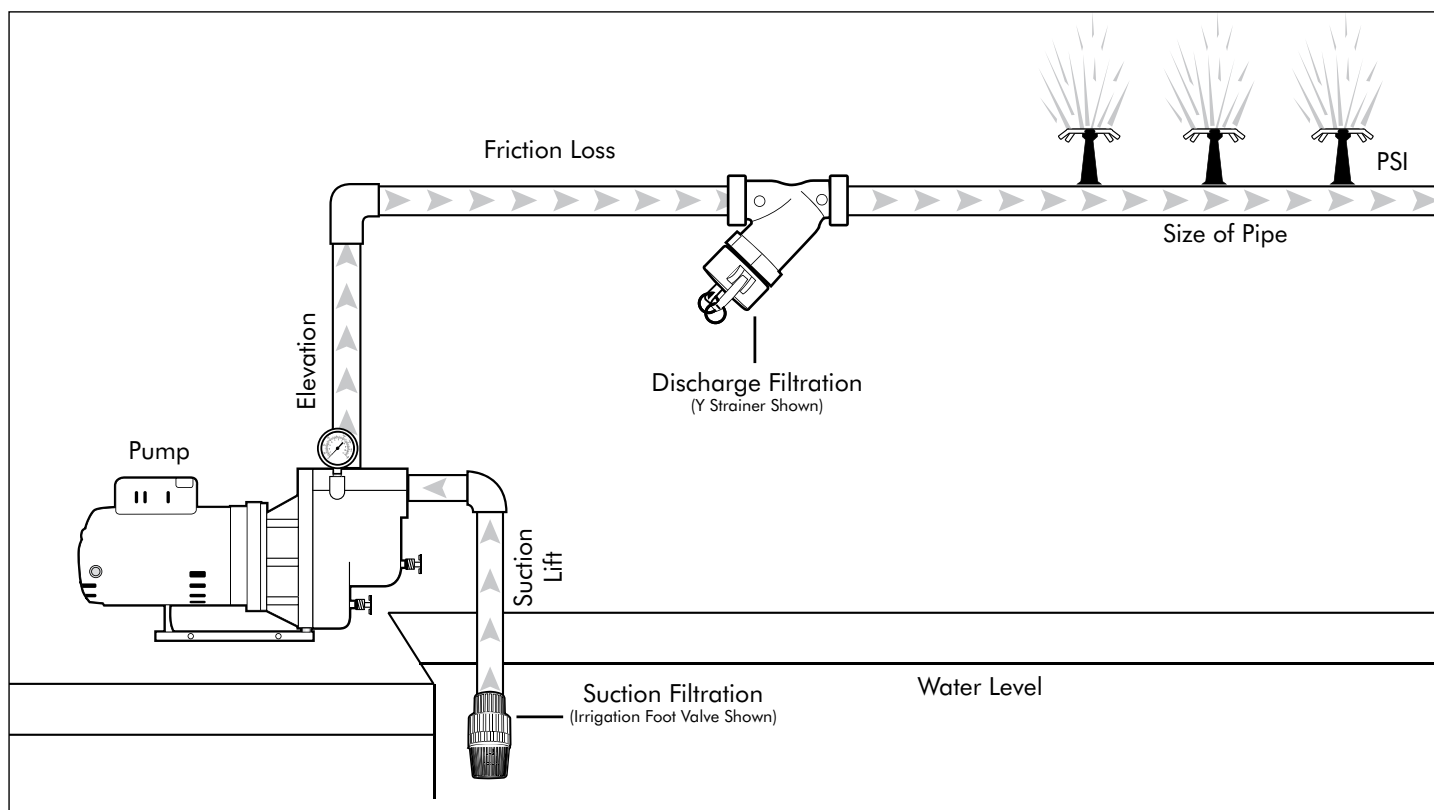
- Only foot valve designed specifically for the irrigation industry
- Non-corrosive, repairable valve
- Available in National Pipe Thread or PVC Slip
- 1/8" perforations = 3175 microns = 6 mesh
- 38" total open area
- Performs in any position
- Stainless steel components

SKU	Description
MBSA2CVS	Munro irrigation foot valves; 2" check slip
MBSA3CVS	Munro irrigation foot valves; 3" check slip
MBSA2CVT	Munro irrigation foot valves, 2" check NPT
MBSA3CVT	Munro irrigation foot valves, 3" check NPT

Centrifugal Pump Data Worksheet

Name:	Company:	Phone:
Address:		City/State/Zip:

GPM	Pumping Requirements To size a pump, first figure total gallonage needed. (For example: Irrigation system, household usage, etc.)	_____ GPM	
	Suction Lift To determine suction lift, measure the vertical distance between the water level at the lowest point and the pump inlet. (Total measurement in feet)	_____ FEET	
	Elevation Change To figure elevation, measure the vertical distance from the pump inlet to the highest point in the system. (Total measurement in feet)	_____ FEET	
	Friction Loss To estimate friction loss, keep velocity feet per second at 5' +/- 1' to determine ideal pipe size. Refer to friction loss chart. (Total measurement in feet) *Refer to fitting manufacturer's friction loss info and add.	_____ FEET	
	PSI - Pounds Per Square Inch Determine the pressure required at the end of the line of the largest zone. Convert to head in feet using the following equation. $PSI \times 2.31 = \text{HEAD IN FEET}$	_____ FEET	
	Total Dynamic Head (TDH) Total the sum of suction lift, elevation change, friction loss, PSI. This total equals TDH in feet.	_____ TDH	
Misc.	Electrical Voltage: <input type="checkbox"/> 115 Volt <input type="checkbox"/> 230 Volt <input type="checkbox"/> 460 Volt Phase: <input type="checkbox"/> Single Phase <input type="checkbox"/> Three Phase	Filtration <input type="checkbox"/> Suction <input type="checkbox"/> Discharge	Power Supply <input type="checkbox"/> Engine Driven <input type="checkbox"/> Diesel <input type="checkbox"/> Gas
	H2O Water Supply <input type="checkbox"/> Suction from Pond, Lake or Ditch <input type="checkbox"/> Pump in Well <input type="checkbox"/> Flooded Suction <input type="checkbox"/> Harvested Water		



Atrium Drainage Grates for Pipes & Fittings



SKU	Description
70	3" atrium grate, connects to 3" drain pipes and fittings, green plastic
75	4" atrium grate, connects to 4" drain pipes and fittings, green plastic
80	6" atrium grate, connects to 6" Spee-D® basin, 6" drain pipes and fittings, green plastic
78B	4" atrium grate, connects to 4" drain pipe and fittings, brass
90B	6" atrium grate, connects to 6" Spee-D® basin, 6" drain pipes and fittings, brass

Catch Basin Outlets & Adapters



SKU	Description
1206	6" outlet plug for catch basin drain
1242	Outlet adapter with internal spigot for catch basin drain, connects to 3" and 4" drain pipes, 4" drain fittings
1243	Locking outlet adapter for catch basin drain, connects to 3" and 4" drain pipes
1245	Offset outlet adapter for catch basin drain, connects to 3" and 4" drain pipes
1266	Locking outlet adapter for catch basin drain, connects to 6" drain pipes
1888	Outlet adapter for catch basin drain, connects to 8" drain pipes
1889	Offset outlet adapter for catch basin drain, connects to 8" drain pipes
1890	Outlet reducer ring for 18" catch basin drain, connects to outlet adapters for 3" to 6" drain pipes
2410	Outlet adapter with reducer ring for 24" catch basin drain, connects to 3" to 12" drain pipes

EZflow® Gravel-Free French Drain System



SKU	Description
EZ-0701F	EZflow® gravel-free french drain system with 3" slotted pipe & engineered aggregate, 7" dia. x 10 ft. long bundle
EZ-1001F	EZflow® gravel-free french drain system with 4" slotted pipe & engineered aggregate, 10" dia. x 10 ft. long bundle
EZ-1501F	EZflow® gravel-free french drain system with 6" slotted pipe & engineered aggregate, 15" dia. x 10 ft. long bundle

Pop-Up Drainage Emitters



SKU	Description
321	Pop-up drainage emitter with elbow for 3" drain pipes, spring loaded, green plastic
420	Pop-up drainage emitter for 3" and 4" drain fittings, spring loaded, green plastic
421	Pop-up drainage emitter with elbow for 4" drain pipes, spring loaded, green plastic
430	Pop-up drainage emitter with elbow and adapter for 3" and 4" drain pipes, spring loaded, green plastic
620	Pop-up drainage emitter for 6" round Spee-D® catch basin drain and 6" drain fittings, spring loaded, green plastic
624	Pop-up drainage emitter with elbow and adapter for 6" drain pipes, spring loaded, green plastic
1241	Adapter, connects pop-up drainage emitter with elbow to 3" and 4" drain pipes and fittings

Flo-Well Dry Well System



SKU	Description
FWAS24WH	50 gal. Flo-Well® stormwater dry well system kit with 3 side panels & 1 cover



Speed-D® Channel Drains & Grates

SKU	Description
234	Speed-D® channel drain with bottom outlet, 4-3/4" (W) x 2' (L), connects to 3" and 4" drain fittings
241	Speed-D® channel drain grate, 4-1/8" (W) x 2' (L), gray plastic
245	Speed-D® channel drain strainer coupling
246	Speed-D® channel drain end outlet, fits 2" fittings
247	Speed-D® channel drain end cap
248	Speed-D® channel drain coupling
249	Speed-D® channel drain offset end outlet, connects to 3" drain pipe and 4" drain fittings
251	Speed-D® channel drain grate, 4-1/8" (W) x 2' (L), brick red plastic
252	Speed-D® channel drain grate, 4-7/16" (W) x 2' (L), decorative botanical design, black plastic
400	Speed-D® channel drain, 4-3/4" (W) x 4' (L)
400-10	Speed-D® channel drain, 4-3/4" (W) x 10' (L)
400-10WH	Speed-D® channel drain assembly, 4-3/4" (W) x 10' (L) with channel and prefastened gray plastic grates

Round Speed-D® Catch Basins & Grates



SKU	Description
101	6" round Speed-D® catch basin drain, 1 outlet
201	6" round Speed-D® catch basin drain, 2 outlets
101R	6" riser for 6" round Speed-D® catch basin drain

Round Drainage Grates for Pipes & Fittings



SKU	Description
13	4" round grate, connects to 4" drain pipes and fittings, green plastic
16	3" round grate, connects to 3" drain pipes and fittings, green plastic
20	8" round grate, connects to 6" Speed-D® basin, 6" drain pipes and fittings, green plastic
50	6" round grate, connects to 6" Speed-D® basin, 6" drain pipes and fittings, green plastic

S&D Fittings



SKU	Description
3P01	PVC S&D tee, 3" hub x hub x hub
3P02	PVC S&D 90° elbow, 3" hub x hub
3P03	PVC S&D 45° elbow, 3" hub x hub
3P04	PVC S&D 22.5° elbow, 3" hub x hub
3P05	PVC S&D coupling, 3" hub x hub
3P05R	PVC S&D slip repair coupling, 3" hub x hub
3P06	PVC S&D Cap, 3"
3P07	PVC S&D increaser/reducer bushing, 3" hub x 4" spt
3P08	PVC S&D 45° wye, 3" hub x hub x hub
3P09	PVC S&D sanitary tee, 3" hub x hub x hub
3P11	PVC S&D female cleanout adapter, 3" hub x FPT
4P01	PVC S&D tee, 4" hub x hub x hub
4P02	PVC S&D 90° elbow, 4" hub x hub
4P03	PVC S&D 45° elbow, 4" hub x hub
4P03ST	PVC S&D 45° street elbow, 4" hub x Spt
4P04	PVC S&D 22.5° elbow, 4" hub x hub
4P05	PVC S&D coupling, 4" hub x hub
4P05R	PVC S&D slip repair coupling, 4" hub x hub
4P06	PVC S&D cap, 4"
4P07	PVC S&D increaser/reducer coupling, 3" hub x 4" hub
4P08	PVC S&D 45° xye, 4" hub x hub x hub
4P09	PVC S&D sanitary tee, 4" hub x hub x hub
4P11	PVC S&D female cleanout adapter, 4" hub x FPT
4P1X	PVC S&D cross, 4" hub x hub x hub x hub
4PVAf	PVC S&D Swivel-Fit™ 0-90° variable-angle fitting, 4" hub x hub

Pro-Span® Expansion Repair Couplings



SKU	Description
118-05LP	Pro-Span® 1/2" expansion repair coupling
118-07LP	Pro-Span® 3/4" expansion repair coupling
118-10LP	Pro-Span® 1" expansion repair coupling
118-12LP	Pro-Span® 1-1/4" expansion repair coupling
118-15LP	Pro-Span® 1-1/2" expansion repair coupling
118-20LP	Pro-Span® 2" expansion repair coupling
118-25LP	Pro-Span® 2-1/2" expansion repair coupling
118-30LP	Pro-Span® 3" expansion repair coupling
118-40LP	Pro-Span® 4" expansion repair coupling



Offer Easy Homeowner Financing Options with Synchrony Financial

Learn more and sign up today!



PRO ADVANTAGE

Built with contractors' needs in mind, the ProAdvantage Program offers business resources and point redemption options for green industry business owners. Learn more and sign up at EwingIrrigation.com/ProAdvantage.

Square Catch Basins & Grates



SKU	Description
12" Catch Basin Drains and Grates	
1200BLKIT	12" square catch basin drain kit with 2-opening catch basin, black plastic grate, 2 outlet adapters, 1 outlet plug
1200DSG	12" square Downspout Defender™ catch basin drain grate, black plastic
1204	12" square catch basin drain with 4 openings
1211	12" square catch basin drain grate, black plastic
1212	12" square catch basin drain grate, green plastic
1216	6" Riser for 12" square catch basin drain and 12" low-profile adapter drain
1217	12" Riser with 2 openings for 12" catch basin drain and 12" low-profile adapter drain
1218	12" square catch basin drain grate, decorative botanical design, black plastic
1225	12" square sump box
1230	12" square low-profile adapter drain, connects to 3" to 8" drain pipes with outlet adapter (sold separately)
1280	12" square atrium catch basin drain grate, green plastic
18" Catch Basin Drains and Grates	
1882BLKIT	18" square catch basin drain kit with 2-opening basin, black plastic grate, 2 outlet adapters, 2 reducer rings, plug
1882GRKIT	18" square catch basin drain kit with 2-opening basin, green plastic grate, 2 outlet adapters, 2 reducer rings, plug
1800	18" Expandable catch basin drain with 2 openings
1810	18" square catch basin drain grate, gray plastic
1811	18" square catch basin drain grate, black plastic
1830	18" square low-profile adapter drain, connects to 3" to 8" drain pipes with outlet adapter (sold separately)
1840	18" square frame, adapts 18" catch basin drain grate to concrete catch basin, black plastic
1881	18" square atrium catch basin drain grate, black plastic
1882	18" square catch basin drain with 2 openings
1884	18" square catch basin drain with 4 openings
24" Catch Basin Drains and Grates	
2400BLKIT	24" square catch basin drain kit with 2-opening basin, black plastic grate, 3 outlet adapters, 2 reducer rings, 6 plug
2400GRKIT	24" square catch basin drain kit with 2-opening basin, green plastic grate, 3 outlet adapters, 2 reducer rings, 6 plug
2400	24" square catch basin drain with 2 openings
2404	24" square catch basin drain with 4 openings
2411	24" square catch basin drain grate, black plastic

— Congratulations —



Celebrating an Innovative Partner

From product innovations to forward-thinking ways to grow the business, our partnership has been built on meeting the needs of the landscape industry. Rain Bird is proud to have shared this journey with Ewing for so much of that time. Congratulations on your 100-year anniversary!



See our full line of products on
the Rain Bird Resources App.





ESP-9V Battery- Operated Controller



FEATURES

Controller Features

- Waterproof case ensures long life, even when installed in a valve box
- Common programming features are easily accessed on one screen, making programming quick and easy
- Operates for approximately one full year using one 9-volt alkaline battery, or two years with two 9-volt alkaline batteries

Scheduling Features

- Dedicated manual watering button for easy operation
- Contractor Rapid Programming™ automatically copies the start times and watering days from zone 1 to all remaining zones at initial setup
- 6 start times per zone

SKU	Description
ESP9V1	1-zone ESP-9V controller
ESP9V2	2-zone ESP-9V controller
ESP9V4	4-zone ESP-9V controller
ESP9V6	6-zone ESP-9V controller
ESP9V15QL	1-zone + 9V solenoid

LNK2 Wi-Fi Module

New in 2022

FEATURES

Improved signal strength and reliable connection

- Fast connection time during provisioning
- Fewer disconnects from the network
- Easier to troubleshoot

Improved device security

- TLS encryption (Transport Layer Security)
- Authenticates the connection to the router
- Ensures the data packet hasn't been tampered with by a 3rd party
- Provides encrypted protection that is only viewable by the network



SKU	Description
LNK2	Wi-Fi module

ESP-TM2 Residential Controller



FEATURES

- Upgradeable for Wi-Fi-based remote monitoring and control via iOS and Android mobile devices (with LNK Wi-Fi module sold separately)
- Internet-based weather information can be used to make daily adjustments to the irrigation schedule, saving up to 30% in water (with LNK WiFi Module sold separately)
- Set permanent days off per program to ensure watering never occurs on days when maintenance crews are on site (for odd/even/cyclic schedules)
- Easy to install indoors or outdoors with pre-installed power cord
- Quick programming in just 3 steps for ease of setup

SKU	Description
TM2-4-120V	4-station 120VAC
TM2-6-120V	6-station 120VAC
TM2-8-120V	8-station 120VAC
TM2-12-120V	12-station 120VAC
LNKWIFI	LNK Wi-Fi module for remote control and notification via iOS or Android device

R-VAN Rotary Nozzles



FEATURES

- Matched precipitation across radius, arcs and pattern types
- Adjust arc and radius without tools
- A pull-up to flush feature clears the nozzle of dirt and debris
- Installing with Rain Bird 5000 MPR series rotors allows for matched precipitation from 8' to 35' (2.4 m to 10.7 m)
- Three year trade warranty

SPECIFICATIONS

- Pressure range: 30 to 55 psi (2.1 to 3.8 bar)
- Recommended operating pressure: 45 psi (3.1 bar)

SKU	Description
R-VAN14	45°-270° adjustable arc nozzle
R-VAN14-360	360° full circle nozzle
R-VAN18	45°-270° adjustable arc nozzle
R-VAN18-360	360° full circle nozzle
R-VAN24	45°-270° adjustable arc nozzle
R-VAN24-360	360° full circle nozzle
R-VAN-LCS	5' x 15' (1.5 m x 4.6 m) left corner strip nozzle
R-VAN-RCS	5' x 15' (1.5 m x 4.6 m) right corner strip nozzle
R-VAN-SST	5' x 30' (1.5 m x 9.1 m) side strip nozzle



PVC Insert Fittings

Engineered to provide positive grip and ease of installation, Spears® insert fittings are the preferred choice for turf and irrigation applications.

1401 Insert Tees



SKU	Box Qty.	Description
1401-007	50	3/4" PVC insert tee insertXinsertXinsert
1401-010	25	1" PVC insert tee insertXinsertXinsert
1401-012	10	1-1/4" PVC insert tee insertXinsertXinsert
1401-015	10	1-1/2" PVC insert tee insertXinsertXinsert
1401-020	10	2" PVC insert tee insertXinsertXinsert
1401-102	25	3/4"x1" PVC reducing insert tee insertXinsertXinsert
1401-125	25	1"x3/4"x3/4" PVC reducing insert tee insertXinsertXinsert
1401-129	25	1"x3/8" insertXspiral barb tee
1401-132	25	1"x1-1/4" PVC reducing insert tee insertXinsertXinsert
1401-156	25	1-1/4"x1"x1/2" PVC reducing insert tee insertXinsertXinsert
1401-157	25	1-1/4"x1"x3/4" PVC reducing insert tee insertXinsertXinsert
1401-158	25	1-1/4"x1"x1" PVC reducing insert tee insertXinsertXinsert
1401-167	25	1-1/4"x3/4" PVC reducing insert tee insertXinsertXinsert
1401-168	25	1-1/4"x1" PVC reducing insert tee insertXinsertXinsert
1401-201	10	1-1/2"x1-1/4"x3/4" PVC reducing insert tee insertXinsertXinsert
1401-202	10	1-1/2"x1-1/4"x1" PVC reducing insert tee insertXinsertXinsert
1401-203	10	1-1/2"x1-1/4"x1-1/4" reducing insert tee insertXinsertXinsert
1401-210	10	1-1/2"x3/4" PVC reducing insert tee insertXinsertXinsert
1401-211	10	1-1/2"x1" PVC reducing insert tee insertXinsertXinsert
1401-212	10	1-1/2"x1-1/4" PVC reducing insert tee insertXinsertXinsert
1401-247	10	2"x1/2" PVC reducing insert tee insertXinsertXinsert
1401-248	10	2"x3/4" PVC reducing insert tee insertXinsertXinsert
1401-249	10	2"x1" PVC reducing insert tee insertXinsertXinsert
1401-250	10	2"x1-1/4" PVC reducing insert tee insertXinsertXinsert
1401-335	5	3"x1" PVC reducing insert tee insertXinsertXinsert
1401-338	5	3"x2" PVC reducing insert tee insertXinsertXinsert

1402 Insert Tees



SKU	Box Qty.	Description
1402-007	50	3/4" PVC insert tee insertXfpt
1402-010	25	1" PVC insert tee insertXfpt
1402-012	10	1-1/4" PVC insert tee insertXfpt
1402-015	10	1-1/2" PVC insert tee insertXfpt
1402-020	10	2" PVC insert tee insertXfpt
1402-094	25	3/4"x1/2"x1/2" PVC reducing insert tee insertXfpt
1402-101	25	3/4"x1/2" PVC reducing insert tee insertXfpt
1402-124	25	1"x3/4"x1/2" PVC reducing insert tee insertXfpt
1402-125	25	1"x3/4"x3/4" PVC reducing insert tee insertXfpt
1402-130	25	1"x1/2" PVC reducing insert tee insertXfpt
1402-131	25	1"x3/4" PVC reducing insert tee insertXfpt
1402-156	25	1-1/4"x1"x1/2" PVC reducing insert tee insertXfpt
1402-157	25	1-1/4"x1"x3/4" PVC reducing insert tee insertXfpt
1402-166	25	1-1/4"x1/2" PVC reducing insert tee insertXfpt
1402-167	25	1-1/4"x3/4" PVC reducing insert tee insertXfpt
1402-168	25	1-1/4"x1" PVC reducing insert tee insertXfpt
1402-199	25	1-1/2"x1-1/4"x1/2" PVC reducing insert tee insertXfpt
1402-201	10	1-1/2"x1-1/4"x3/4" PVC reducing insert tee insertXfpt
1402-202	10	1-1/2"x1-1/4"x1" PVC reducing insert tee insertXfpt
1402-209	10	1-1/2"x1/2" PVC reducing insert tee insertXfpt
1402-210	10	1-1/2"x3/4" PVC reducing insert tee insertXfpt
1402-211	10	1-1/2"x1" PVC reducing insert tee insertXfpt
1402-212	10	1-1/2"x1-1/4" PVC reducing insert tee insertXfpt
1402-247	10	2"x1/2" PVC reducing insert tee insertXfpt
1402-248	10	2"x3/4" PVC reducing insert tee insertXfpt
1402-249	10	2"x1" PVC reducing insert tee insertXfpt
1402-251	10	2"x1-1/2" PVC reducing insert tee insertXfpt



1403 Insert Tees



SKU	Box Qty.	Description
1403-007	50	3/4" PVC insert tee insertXmpt
1403-010	25	1" PVC insert tee insertXmpt
1403-012	10	1-1/4" PVC insert tee insertXmpt
1403-015	10	1-1/2" PVC insert tee insertXmpt
1403-020	10	2" PVC insert tee insertXmpt
1403-130	25	1"x1/2" PVC reducing insert tee insertXmpt
1403-131	25	1"x1"x3/4" PVC reducing insert tee insertXmpt

1406 Insert Elbows



SKU	Box Qty.	Description
1406-007	50	3/4" PVC insert 90° elbow insertXinsert
1406-010	25	1" PVC insert 90° elbow insertXinsert
1406-012	10	1"-1/4" PVC insert 90° elbow insertXinsert
1406-015	10	1-1/2" PVC insert 90° elbow insertXinsert
1406-020	10	2" PVC insert 90° elbow insertXinsert

1407 Insert Elbows



SKU	Box Qty.	Description
1407-007	50	3/4" PVC insert 90° elbow insertXfpt
1407-010	25	1" PVC insert 90° elbow insertXfpt
1407-012	10	1-1/4" PVC insert 90° elbow insertXfpt
1407-015	10	1-1/2" PVC insert 90° elbow insertXfpt
1407-020	10	2" PVC insert 90° elbow insertXfpt
1407-074	50	1/2"x3/4" PVC insert reducing 90° elbow insertXfpt
1407-101	50	3/4"x1/2" PVC insert reducing 90° elbow insertXfpt
1407-130	25	1"x1/2" PVC reducing insert 90° elbow insertXfpt
1407-131	25	1"x3/4" PVC reducing insert 90° elbow insertXfpt
1407-166	25	1-1/4"x1/2" PVC reducing insert 90° elbow insertXfpt
1407-167	25	1-1/4"x3/4" PVC reducing insert 90° elbow insertsXfpt
1407-168	25	1-1/4"x1" PVC reducing insert 90° elbow insertXfpt
1407-211	10	1-1/2"x1" PVC reducing insert 90° elbow insertXfpt
1407-212	10	1-1/2"x1-1/4" PVC reducing insert 90° elbow insertXfpt
1407-251	10	2"x1-1/2" PVC reducing insert 90° elbow insertXfpt

1413 Insert Elbows



SKU	Box Qty.	Description
1413-005	50	1/2" PVC insert 90° elbow insertXmpt
1413-007	50	3/4" PVC insert 90° elbow insertXmpt
1413-010	25	1" PVC insert 90° elbow insertXmpt
1413-012	10	1-1/4" PVC insert 90° elbow insertXmpt
1413-015	10	1-1/2" PVC insert 90° elbow insertXmpt
1413-020	10	2" PVC insert 90° elbow insertXmpt

1429 Insert Coupling



SKU	Box Qty.	Description
1429-007	50	3/4" PVC insert coupling insertXinsert
1429-010	50	1" PVC insert coupling insertXinsert
1429-012	25	1-1/4" PVC insert coupling insertXinsert
1429-015	25	1-1/2" PVC insert coupling insertXinsert
1429-020	25	2" PVC insert coupling insertXinsert
1429-025	10	2-1/2" PVC insert coupling insertXinsert
1429-101	50	3/4"x1/2" PVC reducing insert coupling insertXinsert
1429-129	50	1"x3/8" PVC RD coupling insertXspiral barb
1429-130	50	1"x1/2" PVC reducing insert coupling insertXinsert
1429-131	50	1"x3/4" PVC reducing insert coupling insertXinsert
1429-167	25	1-1/4"x3/4" PVC reducing insert coup insertXinsert
1429-168	25	1-1/4"x1" PVC reducing insert coupling insertXinsert
1429-210	25	1-1/2"x3/4" PVC reducing insert coupling insertXinsert
1429-211	25	1-1/2"x1" PVC reducing insert coupling insertXinsert
1429-212	25	1-1/2"x1-1/4" PVC reducing insert coupling insertXinsert
1429-249	10	2"x1" PVC reducing insert coupling insertXinsert
1429-250	10	2"x1-1/4" PVC reducing insert coupling insertXinsert
1429-251	10	2"x1-1/2" PVC reducing insert coupling insertXinsert
1429-291	10	2-1/2"x1-1/2" PVC reducing insert coupling insertXinsert
1429-007	50	3/4" PVC insert coupling insertXinsert

1435 Female Insert Adapters



SKU	Box Qty.	Description
1435-007	50	3/4" PVC insert female adapter fptXinsert
1435-010	50	1" PVC insert female adapter fptXinsert
1435-012	25	1-1/4" PVC insert female adapter fptXinsert
1435-015	25	1-1/2" PVC insert female adapter fptXinsert
1435-007	50	3/4" PVC insert female adapter fptXinsert



1436 Male Insert Adapters



SKU	Box Qty.	Description
1436-007	50	3/4" PVC insert male adapter mptXinsert
1436-010	20	1" PVC insert male adapter mptXinsert
1436-012	25	1-1/4" PVC insert male adapter mptXinsert
1436-015	10	1-1/2" PVC insert male adapter mptXinsert
1436-020	10	2" PVC insert male adapter mptXinsert
1436-102	50	3/4"x1" PVC insert reducing male adapter mptXinsert
1436-131	50	1"x3/4" PVC insert reducing male adapter mptXinsert
1436-132	25	1"x1-1/4" PVC reducing insert male adapter mptXinsert
1436-133	25	1"x1-1/2" PVC reducing insert male adapter mptXinsert
1436-167	25	1-1/4"x3/4" PVC reducing insert male adapter mptXinsert
1436-168	25	1-1/4"x1" PVC reducing insert male adapter mptXinsert
1436-169	10	1-1/4"x1-1/2" PVC reducing insert male adapter mptXinsert
1436-211	25	1-1/2"x1" PVC reducing insert male adapter mptXinsert
1436-212	25	1-1/2"x1-1/4" PVC reducing insert male adapter mptXinsert
1436-213	10	1-1/2"x2" PVC reducing insert male adapter mptXinsert
1436-251	10	2"x1-1/2" PVC reducing insert male adapter mptXinsert
1436-252	10	2"x2-1/2" PVC insert reducing male adapter mptXinsert
1436-292	10	2-1/2"x2" PVC insert reducing male adapter mptXinsert

1449 Insert Plugs



SKU	Box Qty.	Description
1449-007	100	3/4" PVC insert plug
1449-010	50	1" PVC insert plug
1449-012	25	1-1/4" PVC insert plug
1449-015	25	1-1/2" PVC insert plug
1449-020	10	2" PVC insert plug

Schedule 40 PVC Fittings

Spears® complete line of PVC Schedule 40 fittings offers a variety of injection-molded configurations that conform to ASTM D 2466.

401 Tees



SKU	Box Qty.	Description
401-005	50	1/2" PVC tee socket SCH 40
401-007	50	3/4" PVC tee socket SCH 40
401-010	50	1" PVC tee socket SCH 40
401-012	25	1-1/4" PVC tee socket SCH 40
401-015	25	1-1/2" PVC tee socket SCH 40
401-020	25	2" PVC tee socket SCH 40
401-025	10	2-1/2" PVC tee socket SCH 40
401-030	10	3" PVC tee socket SCH 40
401-101	50	3/4"x1/2" PVC reducing tee socket SCH 40
401-102	50	3/4"x1" PVC bullhead tee socket SCH 40
401-122	50	1"x1/2"x1" PVC reducing tee socket SCH 40
401-124	50	1"x3/4"x1/2" PVC reducing tee socket SCH 40
401-125	50	1"x3/4"x3/4" PVC reducing tee socket SCH 40
401-126	50	1"x3/4"x1" PVC reducing tee socket SCH 40
401-130	50	1"x1/2" PVC reducing tee socket SCH 40
401-131	25	1"x3/4" PVC reducing tee socket SCH 40
401-156	25	1-1/4"x1"x1/2" PVC reducing tee socket SCH 40
401-157	25	1-1/4"x1"x3/4" PVC reducing tee socket SCH 40
401-158	25	1-1/4"x1"x1" PVC reducing tee socket SCH 40
401-166	25	1-1/4"x1/2" PVC reducing tee socket SCH 40
401-167	25	1-1/4"x3/4" PVC reducing tee socket SCH 40
401-168	25	1-1/4"x1" PVC reducing tee socket SCH 40
401-199	25	1-1/2"x1-1/4"x1/2" PVC reducing tee socket SCH 40
401-201	25	1-1/2"x1-1/4"x3/4" PVC reducing tee socket SCH 40
401-202	25	1-1/2"x1-1/4"x1" PVC reducing tee socket SCH 40
401-209	25	1-1/2"x1/2" PVC reducing tee socket SCH 40
401-210	25	1-1/2"x3/4" PVC reducing tee socket SCH 40
401-211	25	1-1/2"x1" PVC reducing tee socket SCH 40
401-212	25	1-1/2"x1-1/4" PVC reducing tee socket SCH 40
401-233	10	2"x1"x2" PVC reducing tee socket SCH 40
401-238	10	2"x1-1/2"x3/4" PVC reducing tee socket SCH 40
401-239	10	2"x1-1/2"x1" PVC reducing tee socket SCH 40
401-241	10	2"x1-1/2"x1-1/2" PVC reducing tee socket SCH 40
401-247	10	2"x1/2" PVC reducing tee socket SCH 40
401-248	10	2"x3/4" PVC reducing tee socket SCH 40
401-249	10	2"x1" PVC reducing tee socket SCH 40
401-250	10	2"x1-1/4" PVC reducing tee socket SCH 40
401-251	10	2"x1-1/2" PVC reducing tee socket SCH 40
401-257	10	2"x1-1/2"x2" reducing tee socket SCH 40



402 Tees



SKU	Box Qty.	Description
402-005	50	1/2" PVC tee socketXfpt SCH 40
402-007	50	3/4" PVC tee socketXfpt SCH 40
402-010	50	1" PVC tee socketXfpt SCH 40
402-012	25	1-1/4" PVC tee socketXfpt SCH 40
402-015	25	1-1/2" PVC tee socketXfpt SCH 40
402-020	10	2" PVC tee socketXfpt SCH 40
402-025	10	2-1/2" PVC tee socketXfpt SCH 40
402-030	10	3" PVC tee socketXfpt SCH 40
402-101	50	3/4"x1/2" PVC reducing tee socketXfpt SCH 40
402-130	50	1"x1/2" PVC reducing tee socketXfpt SCH 40
402-131	50	1"x3/4" PVC reducing tee socketXfpt SCH 40
402-166	25	1-1/4"x1/2" PVC reducing tee socketXfpt SCH 40
402-167	25	1-1/4"x3/4" PVC reducing tee socketXfpt SCH 40
402-209	25	1-1/2"x1/2" PVC reducing tee socketXfpt SCH 40
402-210	25	1-1/2"x3/4" PVC reducing tee socketXfpt SCH 40
402-247	10	2"x1/2" PVC reducing tee socketXfpt SCH 40
402-248	10	2"x3/4" PVC reducing tee socketXfpt SCH 40

407 Elbows



SKU	Box Qty.	Description
407-005	50	1/2" PVC 90° elbow socketXfpt SCH 40
407-007	50	3/4" PVC 90° elbow socketXfpt SCH 40
407-010	50	1" PVC 90° elbow socketXfpt SCH 40
407-012	25	1-1/4" PVC 90° elbow socketXfpt SCH 40
407-015	25	1-1/2" PVC 90° elbow socketXfpt SCH 40
407-020	10	2" PVC 90° elbow socketXfpt SCH 40
407-025	10	2-1/2" PVC 90° elbow socketXfpt SCH 40
407-030	8	3" PVC 90° elbow socketXfpt SCH 40
407-101	50	3/4"x1/2" PVC reducing 90° elbow socketXfpt SCH 40
407-130	50	1"x1/2" PVC reducing 90° elbow socketXfpt SCH 40
407-131	50	1"x3/4" PVC reducing 90° elbow socketXfpt SCH 40
407-168	25	1-1/4"x1" PVC reducing 90° elbow socketXfpt SCH 40
407-211	25	1-1/2"x1" PVC reducing 90° elbow socketXfpt SCH 40
407-212	20	1-1/2"x1-1/4" PVC reducing 90° elbow socketXfpt SCH 40
407-249	10	2"x1" PVC reducing 90° elbow socketXfpt SCH 40
407-250	10	2"x1-1/4" PVC reducing 90° elbow socketXfpt SCH 40
407-251	10	2"x1-1/2" PVC reducing 90° elbow socketXfpt SCH 40

406 Elbows



SKU	Box Qty.	Description
406-005	50	1/2" PVC 90° elbow socket SCH 40
406-007	50	3/4" PVC 90° elbow socket SCH 40
406-010	50	1" PVC 90° elbow socket SCH 40
406-012	25	1-1/4" PVC 90° elbow socket SCH 40
406-015	25	1-1/2" PVC 90° elbow socket SCH 40
406-020	25	2" PVC 90° elbow socket SCH 40
406-025	10	2-1/2" PVC 90° elbow socket SCH 40
406-030	10	3" PVC 90° elbow socket SCH 40
406-101	50	3/4"x1/2" PVC reducing 90° elbow socket SCH 40
406-130	50	1"x1/2" PVC reducing 90° elbow socket SCH 40
406-131	50	1"x3/4" PVC reducing 90° elbow socket SCH 40
406-166	25	1-1/4"x1/2" PVC reducing 90° elbow socket SCH 40
406-167	25	1-1/4"x3/4" PVC reducing 90° elbow socket SCH 40
406-168	25	1-1/4"x1" PVC reducing 90° elbow socket SCH 40
406-209	25	1-1/2"x1/2" PVC reducing 90° elbow socket SCH 40
406-211	25	1-1/2"x1" PVC reducing 90° elbow socket SCH 40
406-212	25	1-1/2"x1-1/4" PVC reducing 90° elbow socket SCH 40
406-249	10	2"x1" PVC 90° reducing elbow socket SCH 40
406-250	10	2"x1-1/4" PVC 90° reducing elbow socket SCH 40
406-251	10	2"x1-1/2" PVC reducing 90° elbow socket SCH 40
406-292	10	2"-1/2"x2" PVC reducing 90° elbow socket SCH 40

408 Elbows



SKU	Box Qty.	Description
408-005	50	1/2" PVC 90° elbow fpt SCH 40
408-007	50	3/4" PVC 90° elbow fpt SCH 40
408-010	50	1" PVC 90° elbow fpt SCH 40
408-012	25	1-1/4" PVC 90° elbow fpt SCH 40
408-015	25	1-1/2" PVC 90° elbow fpt SCH 40
408-020	10	2" PVC 90° elbow fpt SCH 40

417 Elbows



SKU	Box Qty.	Description
417-005	50	1/2" PVC 45° elbow socket SCH 40
417-007	50	3/4" PVC 45° elbow socket SCH 40
417-010	50	1" PVC 45° elbow socket SCH 40
417-012	25	1-1/4" PVC 45° elbow socket SCH 40
417-015	25	1-1/2" PVC 45° elbow socket SCH 40
417-020	25	2" PVC 45° elbow socket SCH 40
417-025	10	2-1/2" PVC 45° elbow socket SCH 40
417-030	10	3" PVC 45° elbow socket SCH 40



429 Coupling



SKU	Box Qty.	Description
429-007	50	3/4" PVC coupling socket SCH 40
429-010	50	1" PVC coupling socket SCH 40
429-012	50	1-1/4" PVC coupling socket SCH 40
429-015	25	1-1/2" PVC coupling socket SCH 40
429-020	25	2" PVC coupling socket SCH 40
429-025	12	2-1/2" PVC coupling socket SCH 40
429-030	20	3" PVC coupling socket SCH 40

435 Female Adapters



SKU	Box Qty.	Description
435-005	50	1/2" PVC female adapter socketXfpt SCH 40
435-007	50	3/4" PVC female adapter socketXfpt SCH 40
435-010	50	1" PVC female adapter socketXfpt SCH 40
435-012	25	1-1/4" PVC female adapter socketXfpt SCH 40
435-015	25	1-1/2" PVC female adapter socketXfpt SCH 40
435-020	10	2" PVC female adapter socketXfpt SCH 40
435-025	10	2-1/2" PVC female adapter socketXfpt SCH 40
435-030	5	3" PVC female adapter socketXfpt SCH 40

436 Male Adapters



SKU	Box Qty.	Description
436-005	50	1/2" PVC male adapter mptXsocket SCH 40
436-007	50	3/4" PVC male adapter mptXsocket SCH 40
436-010	50	1" PVC male adapter mptXsocket SCH 40
436-012	25	1-1/4" PVC male adapter mptXsocket SCH 40
436-015	25	1-1/2" PVC male adapter mptXsocket SCH 40
436-020	25	2" PVC male adapter mptXsocket SCH 40
436-025	10	2-1/2" PVC male adapter mptXsocket SCH 40
436-030	10	3" PVC male adapter mptXsocket SCH 40

437 Reducing Bushing



SKU	Box Qty.	Description
437-101	50	3/4"x1/2" PVC reducing bushing spigotXsocket SCH 40
437-130	50	1"x1/2" PVC reducing bushing spigotXsocket SCH 40
437-131	50	1"x3/4" PVC reducing bushing spigotXsocket SCH 40
437-166	25	1-1/4"x1/2" PVC reducing bushing spigotXsocket SCH 40
437-167	25	1-1/4"x3/4" PVC reducing bushing spigotXsocket SCH 40
437-168	25	1-1/4"x1" PVC reducing bushing spigotXsocket SCH 40
437-209	25	1-1/2"x1/2" PVC reducing bushing spigotXsocket SCH 40
437-210	25	1-1/2"x3/4" PVC reducing bushing spigotXsocket SCH 40
437-211	25	1-1/2"x1" PVC reducing bushing spigotXsocket SCH 40
437-212	25	1-1/2"x1-1/4" PVC reducing bushing spigotXsocket SCH 40
437-247	10	2"x1/2" PVC reducing bushing spigotXsocket SCH 40
437-248	10	2"x3/4" PVC reducing bushing spigotXsocket SCH 40
437-249	10	2"x1" PVC reducing bushing spigotXsocket SCH 40
437-250	10	2"x1-1/4" PVC reducing bushing spigotXsocket SCH 40
437-251	25	2"x1-1/2" PVC reducing bushing spigotXsocket SCH 40
437-287	10	2-1/2"x1/2" PVC reducing bushing spigotXsocket SCH 40
437-288	10	2-1/2"x3/4" PVC reducing bushing spigotXsocket SCH 40
437-289	10	2-1/2"x1" PVC reducing bushing spigotXsocket SCH 40
437-290	10	2-1/2"x1-1/4" PVC reducing bushing spigotXsocket SCH 40
437-291	10	2-1/2"x1-1/2" PVC reducing bushing spigotXsocket SCH 40
437-292	10	2-1/2"x2" PVC reducing bushing spigotXsocket SCH 40
437-333	10	3"x1/2" PVC reducing bushing spigotXsocket SCH 40
437-334	10	3"x3/4" PVC reducing bushing spigotXsocket SCH 40
437-335	10	3"x1" PVC reducing bushing spigotXsocket SCH 40
437-336	10	3"x1-1/4" PVC reducing bushing spigotXsocket SCH 40
437-337	10	3"x1-1/2" PVC reducing bushing spigotXsocket SCH 40
437-338	10	3"x2" PVC reducing bushing spigotXsocket SCH 40
437-339	15	3"x2-1/2" PVC reducing bushing spigotXsocket SCH 40



438 Reducing Bushing



SKU	Box Qty.	Description
438-101	50	3/4"x1/2" PVC reducing bushing spigotXfpt SCH 40
438-130	50	1"x1/2" PVC reducing bushing spigotXfpt SCH 40
438-131	50	1"x3/4" PVC reducing bushing spigotXfpt SCH 40
438-166	25	1-1/4"x1/2" PVC reducing bushing spigotXfpt SCH 40
438-167	25	1-1/4"x3/4" PVC reducing bushing spigotXfpt SCH 40
438-168	25	1-1/4"x1" PVC reducing bushing spigotXfpt SCH 40
438-209	25	1-1/2"x1/2" PVC reducing bushing spigotXfpt SCH 40
438-210	25	1-1/2"x3/4" PVC reducing bushing spigotXfpt SCH 40
438-211	25	1-1/2"x1" PVC reducing bushing spigotXfpt SCH 40
438-212	25	1-1/2"x1-1/4" PVC reducing bushing spigotXfpt SCH 40
438-247	10	2"x1/2" PVC reducing bushing spigotXfpt SCH 40
438-248	10	2"x3/4" PVC reducing bushing spigotXfpt SCH 40
438-249	10	2"x1" PVC reducing bushing spigotXfpt SCH 40
438-250	10	2"x1-1/4" PVC reducing bushing spigotXfpt SCH 40
438-251	10	2"x1-1/2" PVC reducing bushing spigotXfpt SCH 40
438-287	10	2-1/2"x1/2" PVC reducing bushing spigotXfpt SCH 40
438-288	10	2-1/2"x3/4" PVC reducing bushing spigotXfpt SCH 40
438-289	10	2-1/2"x1" PVC reducing bushing spigotXfpt SCH 40
438-290	10	2-1/2"x1-1/4" PVC reducing bushing spigotXfpt SCH 40
438-291	10	2-1/2"x1-1/2" PVC reducing bushing spgXfpt SCH 40
438-292	10	2-1/2"x2" PVC reducing bushing spigotXfpt SCH 40
438-334	10	3"x3/4" PVC reducing bushing spigotXfpt SCH 40
438-335	10	3"x1" PVC reducing bushing spigotXfpt SCH 40
438-336	10	3"x1-1/4" PVC reducing bushing spigotXfpt SCH 40
438-337	10	3"x1-1/2" PVC reducing bushing spigotXfpt SCH 40
438-338	10	3"x2" PVC reducing bushing spigotXfpt SCH 40
438-339	10	3"x2-1/2" PVC reducing bushing spigotXfpt SCH 40

439 Reducing Bushing



SKU	Box Qty.	Description
439-101	50	3/4"x1/2" PVC reducing bushing fpt SCH 40
439-130	50	1"x1/2" PVC reducing bushing spigotXfpt SCH 40
439-131	50	1"x3/4" PVC reducing bushing spigotXfpt SCH 40
439-166	25	1-1/4"x1/2" PVC reducing bushing mptXfpt SCH 40
439-167	25	1-1/4"x3/4" PVC reducing bushing fpt SCH 40
439-168	25	1-1/4"x1" PVC reducing bushing fpt SCH 40

447 Caps



SKU	Box Qty.	Description
447-005	50	1/2" PVC cap socket SCH 40
447-007	50	3/4" PVC cap socket SCH 40
447-010	50	1" PVC cap socket SCH 40
447-012	25	1-1/4" PVC cap socket SCH 40
447-015	25	1-1/2" PVC cap socket SCH 40
447-020	25	2" PVC cap socket SCH 40
447-025	10	2-1/2" PVC cap socket SCH 40
447-030	10	3" PVC cap socket SCH 40

448 Cap FPT



SKU	Box Qty.	Description
448-005	50	1/2" PVC cap fpt SCH 40
448-007	50	3/4" PVC cap fpt SCH 40
448-010	50	1" PVC cap fpt SCH 40
448-012	25	1-1/4" PVC cap fpt SCH 40
448-015	25	1-1/2" PVC cap fpt SCH 40
448-020	10	2" PVC cap fpt SCH 40
448-025	10	2-1/2" PVC cap fpt SCH 40
448-030	10	3" PVC cap fpt SCH 40

450 Plug MPT



SKU	Box Qty.	Description
450-007	50	3/4" PVC plug mpt SCH 40
450-010	50	1" PVC plug mpt SCH 40
450-012	25	1-1/4" PVC plug mpt SCH 40
450-015	25	1-1/2" PVC plug mpt SCH 40
450-020	10	2" PVC plug mpt SCH 40
450-025	10	2-1/2" PVC plug mpt SCH 40
450-030	10	3" PVC plug mpt SCH 40



Toro® 570Z Series Spray Bodies

Industry standard spray body with zero-flush wiper seal

The Toro 570Z is an ideal spray body. With standard features like a zero-flush wiper seal that helps ensure all sprinklers on the zone achieve a full pop-up height and a ratcheting riser that won't lose position over time, to optional features like 30 psi pressure regulation, field-serviceable check valve and proprietary water-saving X-Flow Technology™, the 570Z series spray body lineup is capable of meeting your needs.

FEATURES

- Available in 2", 3", 4", 6", and 12" pop-up heights
- Available in low pressure, pressure regulation, effluent cap, COM, and X-Flow Technology™ models
- Zero-flush wiper seal prevents flushing on pop-up, allowing more sprinklers on the same line
- One-piece Check-O-Matic check valve maintains a check for up to 10' of elevation change
- Ratcheting riser can be adjusted with wet hands and will not drift over time
- Minimal 2" diameter cap helps to minimize damage from exposure or vandalism

OPERATING SPECIFICATIONS

Minimum operating pressure: 20 psi

Maximum operating pressure: 75 psi

Inlet thread: ½" female NPT

Riser thread: Female (accepts Toro (male) thread nozzles)

Body diameter: 1⅜" (2", 3", 4", and 6"); 1⅝" (12"); 1¾" (12" SI)

Cap diameter: 2"

Body styles: Straight body and side inlet options

NOZZLE OPTIONS

- Toro MPR nozzles
- Toro MPR Plus pressure-compensating nozzles
- Toro Precision Series™ spray nozzles
- Toro Variable Arc Nozzles (TVAN)

SKU	Description
570Z-4LP	570Z 4" spray body for low-pressure sealing
570Z-4P	570Z 4" spray body
570Z-4P-COM	570Z 4" spray body w/check valve
570Z-4P-COME	570Z 4" spray body w/check valve, effluent
570Z-4P-PR	570Z 4" spray body w/30 psi pressure reg.
570Z-6LP	570Z 6" spray body for low-pressure sealing
570Z-6LPSI	570Z 6" spray body for low-pressure sealing w/side inlet
570Z-6P	570Z 6" spray body
570Z-6P-COM	570Z 6" spray body w/check valve
570Z-6P-COME	570Z 6" spray body w/check valve, effluent
570Z-6P-PR	570Z 6" spray body w/30 psi pressure reg.
570Z-12LP	570Z 12" spray body for low-pressure sealing
570Z-12LPSI	570Z 12" spray body for low-pressure sealing w/side inlet
570Z-12P	570Z 12" spray body
570Z-12P-COM	570Z 12" spray body w/check valve
570Z-12P-COME	570Z 12" spray body w/check valve, effluent
570Z-12P-PR	570Z 12" spray body w/ 30 psi pressure reg.



Toro® T5 RapidSet® Series Rotor

$\frac{3}{4}$ " gear-driven rotor with patented no tools arc adjustment

The Toro® T5 RapidSet rotor can be set in seconds. Engineered to use the slip clutch to adjust the arc, the T5 RapidSet rotor requires NO TOOLS for arc adjustments. Along with a 5" pop-up height of the lawn model, the T5 RapidSet rotors feature unique Airfoil™ technology standard and low-angle nozzles that deliver leading distribution uniformity. Designed to save water, save time and save money, the T5 RapidSet rotor is the only $\frac{3}{4}$ " rotor needed to get the job done.

FEATURES

- RapidSet arc adjustment makes arc adjustments from 40° to 360° quick and efficient with a few twists of the nozzle turret – no tools required
- The RapidSet slip clutch protects against gear damage caused by intentional vandalism or inexperienced users
- Lawn model offers a standard 5" pop-up height
- Fits in the same footprint as many competing 4" rotors for hassle-free retrofits
- Airfoil™ technology nozzles
- Available in effluent, shrub and 12" high-pop models.
- Five-year warranty

OPERATING SPECIFICATIONS

Radius: 25'-50'

Flow rate: 0.74 - 9.70 gpm

Arc: 40° to 360°, adjustable

Inlet: $\frac{3}{4}$ " NPT

Operating pressure range: 25-65 psi

Recommended operating pressure: 45 psi

Nozzle trajectory: 25° standard, 10° low angle

Pop-up height: 5"

SKU	Description
T5P-RS-LN	T5 RapidSet series rotor, 5" pop-up, less nozzle
T5P1.5-RS	T5 RapidSet series rotor, 5" pop-up, 1.5 gallon nozzle installed
T5P2.0-RS	T5 RapidSet series rotor, 5" pop-up, 2.0 gallon nozzle installed
T5P2.5-RS	T5 RapidSet series rotor, 5" pop-up, 2.5 gallon nozzle installed
T5P3.0-RS	T5 RapidSet series rotor, 5" pop-up, 3.0 gallon nozzle installed
T5PCK-RS-LN	T5 RapidSet series rotor, 5" pop-up w/check valve, less nozzle
T5PCK1.5-RS	T5 RapidSet series rotor, 5" pop-up w/check valve, 1.5 gallon nozzle installed
T5PCK2.0-RS	T5 RapidSet series rotor, 5" pop-up w/check valve, 2.0 gallon nozzle installed
T5PCK2.5-RS	T5 RapidSet series rotor, 5" pop-up w/check valve, 2.5 gallon nozzle installed
T5PCK3.0-RS	T5 RapidSet series rotor, 5" pop-up w/check valve, 3.0 gallon nozzle installed
T5S-RS	T5 RapidSet series shrub rotor
T5HP-RS	T5 RapidSet series rotor, 12" high-pop



Irritrol® 205 Series Valves

Dependable 1" globe PVC valve for all residential settings

The Irritrol® 205 Series 1" plastic valve is the irrigation industry's time-tested leader for dependable operation. With a proven track record of success in a wide range of environments, these debris-tolerant valves are available with flow control as an optional feature. Constructed of heavy-duty, corrosion- and UV-resistant PVC, the 205 series features a high-flow, low-friction-loss design that has a pressure range of 10-150 psi and flow range of .25-30 gpm. A manual bleed and a rugged, nylon-reinforced Buna-N diaphragm add to this valve's wide popularity.

FEATURES

- Available in female NPT or slip configurations (no male pipe adapter required)
- Heavy-duty, corrosion- and UV-resistant PVC and stainless-steel construction
- High-flow, low-friction-loss design
- Optional flow control
- Leak-proof nylon-reinforced Buna-N diaphragm
- Five-year warranty

OPERATING SPECIFICATIONS

Solenoid: 24V ac

Flow range: 0.25-30 gpm

Holding current: 0.2 amp

Holding volt-amp: 24V ac-4.8 VA

Inrush current: 0.4 amp

Inrush volt-amp: 24V ac-9.6 VA

SKU	Description
205SF	1" 205 globe valve, slip w/FC
205TF	1" 205 globe valve, NPT w/FC
205S	1" 205 globe valve, slip
205T	1" 205 globe valve, NPT



Irritrol® 2500 Series Valves

Rugged, quality-built 1" globe PVC residential valves

The Irritrol® 2500 series is a classic example of making a great valve even better. Irritrol took its proven 205 Series of valves to the next level by adding a full menu of features including a patented metering system for consistent performance in dirty water applications and a rugged, double-beaded diaphragm for long-term performance with no leakage. The 2500 valve's manual internal bleed enables the valve to be opened without filling the valve box with water. And servicing is made easy and efficient with captured screws.

FEATURES

- Available in female NPT or slip configurations
- Self-aligning bonnet with captured hex/Phillips screws for fast and easy servicing
- Stainless-steel metering system
- Heavy-duty, corrosion- and UV-resistant PVC and stainless-steel construction for long-term reliability
- High-flow, low-friction-loss design combined with low-flow capability for a wide range of applications
- Patented metering system for dependable non-potable water performance
- Rugged, double-beaded SANTOPRENE® diaphragm provides a leak-tight seal
- Five-year warranty

OPERATING SPECIFICATIONS

Solenoid: 24V ac

Flow range: 0.25-30 gpm

Holding current: 0.2 amp

Holding volt-amp: 24V ac-4.8 VA

Inrush current: 0.4 amp

Inrush volt-amp: 24V ac-9.6 VA

SKU	Description
2500S	1" 2500 globe valve, slip
2500SF	1" 2500 globe valve, slip w/FC
2500T	1" 2500 globe valve, NPT
2500TF	1" 2500 globe valve, NPT w/FC
2507TF	3/4" 2500 globe valve, NPT w/FC



Irritrol® 2700 Series Valves

Quality-built ¾" and 1" anti-siphon PVC valves for all residential settings

The Irritrol® anti-siphon 2700 Series valves offer optimum performance, reliability and ease of use for a wide variety of residential applications. Featuring anti-siphon capability, this family of long-standing PVC valves also features flow control for precise flow adjustment, manual shutoff and a built-in atmospheric vacuum breaker to eliminate back siphonage. Featuring a self-aligning bonnet and available in both easy-to-service jar top and screw bonnet designs, these valves can operate at flow ranges from 0.25 to 30 gpm at operating pressures between 10 and 150 psi.

FEATURES

- Available in ¾" and 1" female NPT configurations
- Heavy-duty, corrosion- and UV-resistant PVC and stainless-steel construction
- Patented tamper-resistant flow control
- Leak-proof nylon-reinforced Buna-N diaphragm
- Five-year warranty

OPERATING SPECIFICATIONS

Solenoid: 24V ac

Flow range: 0.25-30 gpm

Holding current: 0.2 amp

Holding volt-amp: 24V ac-4.8 VA

Inrush current: 0.4 amp

Inrush volt-amp: 24V ac-9.6 VA

SKU	Description
2711APR	3/4" 2700 ASV valve with flow control, stainless screw bonnet
2713APR	1" 2700 ASV valve with flow control, stainless screw bonnet
2711DPR	3/4" 2700 ASV valve with flow control, threaded jar top bonnet
2713DPR	1" 2700 ASV valve with flow control, threaded jar top bonnet



Irritrol® 2400/2600 Series Valves

The industry's original 1" jar-top valve

The Irritrol® 2400 Series globe and 2600 Series angle valves are popular with users based on the convenience and ease of their threaded bonnets, the reliability of their double-beaded diaphragm and the durability of their heavy-duty, corrosion and UV-resistant PVC construction. Fast and easy to install and service, these 1-inch residential plastic valves offer an encapsulated solenoid, internal/external bleed, an optional flow control feature, and are available in multiple configurations.

FEATURES

- Available in various 1" female, slip, barb, and male inlet/outlet configurations
- Heavy-duty, corrosion- and UV-resistant PVC and stainless-steel construction
- Easy-to-service threaded bonnet (jar-top) design
- Double-beaded Santoprene® diaphragm
- Five-year warranty

OPERATING SPECIFICATIONS

Solenoid: 24V ac

Flow range: 0.25-30 gpm

Holding current: 0.2 amp

Holding volt-amp: 24V ac-4.8 VA

Inrush current: 0.4 amp

Inrush volt-amp: 24V ac-9.6 VA

SKU	Description
2400S	1" globe valve, slip x slip connection
2400SF	1" globe valve w/ flow control, slip x slip connection
2400T	1" globe valve, female NPT connection
2400TF	1" globe valve w/ flow control, female NPT connection
2400T-B	1" globe valve, male x barb connection
2400TF-B	1" globe valve w/ flow control, male x barb connection
2400T-M	1" globe valve, male x male connection
2400TF-M	1" globe valve w/ flow control, male x male connection
2600T	1" angle valve, female NPT connection
2600TF	1" angle valve w/ flow control, female NPT connection



Irritrol® Rain Dial®-R Series Controller

Tried and true residential fixed-station controller that is easy to use and even easier to program

A true classic for the modern age, the Rain Dial-R Series controller has been relied upon by contractors for over 30 years to perform day after day, season after season. Upgrades like SMRT Logic® for mobile device programmability and CLIMATE LOGIC® wireless weather sensing for automatic schedule adjustment, combine modern convenience with the same ease and familiarity that has made the Rain Dial a go-to choice for professional irrigation contractors.

FEATURES

- Available in 6-, 9- and 12-station configurations in indoor and outdoor cabinets
- Three independent programs allow differing watering days, start times, station run times and station assignments
- Water budgeting feature presents quick changes to the run times of all stations on a program or pre-set changes to water budget month by month
- Program stack or overlap option allows three programs/stations to run simultaneously or restricts operations to no overlapping station runs
- RainSensor™ ready
- Climate Logic® compatibly allows automatic irrigation schedule adjustments based on the combined location-based weather conditions and historic ET data
- Manage and monitor the Rain Dial programming and performance from anywhere and at any time from your smartphone through the SMRTscape™ mobile app or website
- Five-year warranty

OPERATING SPECIFICATIONS

Maximum output per station: 24V ac, 0.5 amps
 Maximum output to valves: 24V ac, 1.0 amps (including master valve/pump start circuit)
 Transformer input: 120V ac, 60Hz
 Transformer output: 24V ac, 1.25 amps
 9V battery backup
 CSA listed
 UL listed

DIMENSIONS

7¾" (height) x 10¾" (width) x 4" (depth)

COMPATIBLE ACCESSORIES

Climate Logic weather sensing system (CL-100-Wireless)
 SMRT Logic wireless gateway (SMRT-T)
 CRR remote (R-100-KIT)
 Wireless rain/freeze RainSensor™ (RFS1000)
 Wireless RainSensor™ (RS1000)
 Pump start relay (SR-1)

SKU	Description
RD600-EXT-R	6-station Rain Dial, outdoor
RD600-INT-R	6-station Rain Dial, indoor
RD900-EXT-R	9-station Rain Dial, outdoor
RD900-INT-R	9-station Rain Dial, indoor
RD1200-EXT-R	12-station Rain Dial, outdoor
RD1200-INT-R	12-station Rain Dial, indoor



Irritrol® Climate Logic® Weather Sensing System

Water and time savings based on onsite weather conditions

For simple, water-saving, weather-tracking, automatic irrigation control, Irritrol's Climate Logic® Weather Sensing System makes automatic schedule adjustments based on the conditions on site. Consisting of three easy-to-install components – a wireless weather sensor, a receiver module and a memory card with a decade's worth of zip code-based historical ET weather information – the system monitors real-time weather, transmits it wirelessly to the module and then adjusts the controller's schedule based on the inputs. Water is saved, time is saved and clients are happy. The Climate Logic is compatible with Rain Dial®-R, Total Control®-R, KD2 and MC-E Series controllers.

FEATURES

- EPA WaterSense certified (when used with Irritrol controllers)
- Wireless communication range of up to 1,000' (line-of-sight)
- Wireless weather sensor monitors solar radiation, temperature and precipitation
- Automatically shuts off irrigation in the event of precipitation or freezing temperatures
- Receiver module is powered by the controller – no battery replacement needed
- Retrofittable to existing Total Control-R, Rain Dial-R and KD2 series controllers
- Five-year warranty

SKU	Description
CL-100-WIRELESS	Wireless weather sensor and receiver kit
CL-W1	Replacement wireless weather sensor
CL-M1	Replacement wireless receiver module



Irritrol 533 Series Bubblers

The industry standard in adjustable flood bubblers

Designed for localized watering of flower beds, roses, shrub areas and ground covers, Irritrol's 533 Bubbler is the only hand-adjustable flood bubbler that can be closed to allow a true zero flow.

FEATURES

- Simple twist top flow adjustment – allows full shutoff
- Constructed of heavy-duty ABS material
- Available in lavender for non-potable environments

OPERATING SPECIFICATIONS

Flow rate: 1.36–5.90 gpm

Recommended operating pressure: 30 psi

Maximum operating pressure: 75 psi

Inlet thread: ½" female NPT

SKU	Description
533	Adjustable flood bubbler
533NP	Adjustable flood bubbler, non-potable
533FS	Replacement filter screen for 533 bubbler



Container Irrigation - Insert Style

Tournesol Siteworks has produced the highest quality of self-watering systems since 1979. The proprietary moisture sensor controls the water released into the soil allowing for the largest water reservoir and the longest interval between watering.

CWI Container Irrigation Insert

The CWI container irrigation insert is a self-watering system designed to be dropped into most cylindrical and slightly tapered decorative pots. For over 30 years, Tournesol's proven vacuum-sensor watering system has precisely controlled moisture levels in the soil, watering the plant when the soil starts to dry. The oversize reservoir allows for refill intervals up to four times longer than typical hand watering (up to 2-4 weeks for interior plants, 1-2 weeks for exterior). This moisture control, when combined with sub-irrigation (watering from the bottom) makes the CWI the most water-efficient of all irrigation for pots and planters. Many sizes available.



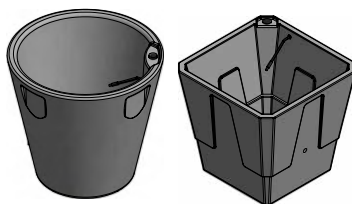
FEATURES

- Extended maintenance intervals
- Controls moisture for healthy plants
- For interior or exterior use

SKU	Description
CWI-1400	CWI container irrigation insert

CWC Tapered Container Irrigation Insert

The CWC container irrigation insert is a self-watering system designed to be dropped into tapered round and square decorative pots. For over 30 years Tournesol's proven vacuum-sensor watering system has precisely controlled moisture levels in the soil, watering the plant when the soil starts to dry. The oversize reservoir allows for refill intervals up to four times longer than typical hand watering (up to 2-4 weeks for interior plants, 1-2 weeks for exterior). The moisture control, when combined with sub-irrigation (watering from the bottom) makes the CWC the most water-efficient of all irrigation systems. Many sizes available.



FEATURES

- Extended maintenance intervals
- Controls moisture for healthy plants
- Built-in overflow drain
- For tapered pots

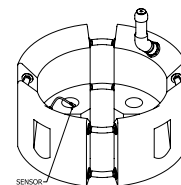
SKU	Description
CWC-1800	CWC tapered container irrigation insert (round)
CWC-1850	CWC tapered container irrigation insert (rectangular)

Container Irrigation - Modular Style

Connect as many as five modules together and plant in the pot to store incredible amounts of water and reduce maintenance. The CWM™ Modular System includes all parts required for installation, including the modules, connecting tubing, a drainage overflow adapter and BioGuard root barrier. For more information, please see individual product details sheets.

CWM Modular Container Irrigation System

CWM Modular is a versatile self-watering system designed for use in any large planter, freestanding or otherwise. Reservoir modules are linked together and buried within the pot. The hand-filled reservoir utilizes Tournesol Sitework's vacuum-sensor system to precisely monitor the soil moisture in the container, giving plants the exact amount of water they need. The CWM Modular provides optimal flexibility for use in virtually any shape planter, will not interfere with lighting or other electrical connections and requires no plumbing. Many sizes available.



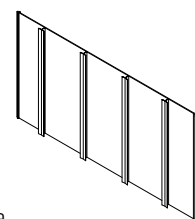
FEATURES

- Extended maintenance intervals
- Controls moisture for healthy plants
- Modular construction for all size and shape pots

SKU	Description
CWM-1714k	CWM Modular container irrigation system

Root Solutions Root Barrier

Root Solutions extruded root barrier panels offer the simplest way to keep tree roots from damaging sidewalks, roads and structures. Whether used as a linear barrier or surrounding a rootball, the flexible panels will contour to irregular or difficult locations. The self-locking channel assemblies in seconds and requires no extra parts or accessories.



FEATURES

- Flexible for any application
- Easy to assemble
- Recycled material
- No additional parts

SKU	Description	Dimensions
RS-12	Root Solutions root barrier	.08" (avg) (W) x 24" (L) x 12" (H)
RS-18	Root Solutions root barrier	.08" (avg) (W) x 24" (L) x 18" (H)
RS-24	Root Solutions root barrier	.08" (avg) (W) x 24" (L) x 24" (H)
RS-36	Root Solutions root barrier	.08" (avg) (W) x 24" (L) x 36" (H)
RS-48	Root Solutions root barrier	.08" (avg) (W) x 24" (L) x 48" (H)



Patent pending

Ultrasonic Flow Meter - Master Valve Assembly (UFMV-A)

Bring your POC a new POV. With Tucor's patent-pending UFMV-A, add a leak-detecting ultrasonic flow meter and reliable brass master valve in the space of a jumbo valve box.

FEATURES

- Works with most standard irrigation controllers
- Available in 1", 1.5", 2" and 3" line sizes
- Brass N/C and N/O valve options
- Pre-assembled and ships ready to install
- Ideal for use with drip irrigation
- No removal for winterization

LOW-FLOW OPERATING RANGES (MIN-MAX)

1": 0.22-33 gpm
 1.5": 0.55-82 gpm
 2": 0.92-138 gpm
 3": 2.06-309 gpm

SPECIFICATIONS

For 2" UFMV-A: 5" (W) x 20" (L) x 6.75" (H)

SKU	Description
UFMV-A-1-C1-BN/O	1" ultrasonic flow meter - master valve assembly with brass N/O valve
UFMV-A-1-C1-BN/C	1" ultrasonic flow meter - master valve assembly with brass N/C valve
UFMV-A-1.5-C1-BN/O	1.5" ultrasonic flow meter - master valve assembly with brass N/O valve
UFMV-A-1.5-C1-BN/C	1.5" ultrasonic flow meter - master valve assembly with brass N/C valve
UFMV-A-2-C1-BN/O	2" ultrasonic flow meter - master valve assembly with brass N/O valve
UFMV-A-2-C1-BN/C	2" ultrasonic flow meter - master valve assembly with brass N/C valve
UFMV-A-3-C1-BN/O	3" ultrasonic flow meter - master valve assembly with brass N/O valve
UFMV-A-3-C1-BN/C	3" ultrasonic flow meter - master valve assembly with brass N/C valve



LTD 2-Wire Controller

The LTD 2-Wire Controller is a high-value, 50 station irrigation controller designed to accommodate your site's evolving water management needs and growing scale. Flexible and durable, the LTD utilizes Tucor's proprietary 2-wire technology and RKLD-050 series of decoders for a system that is easily expandable and stands the test of time. From a simple 20 station 2-wire system, to an optimized and water-saving Smart Control system that combines flow sensing, ET, soil moisture sensors management with our new Tucor MobileManager field program, the LTD is the perfect controller to fit your needs now and in the future.

FEATURES

- Expansion up to 100 stations with digital "Add-A-Zone" feature
- Remote web control via Cycle Manager, Tucor MobileManager and Virtual Control applications
- FloStack™ - Program stacking based on flow for up to 10 simultaneous Programs
- IntellisET - ET-based irrigation including accumulated rain and solar radiation data
- FloGuard - Alarm and control options based on flow monitoring
- Operate up to 10 programs concurrently
- Irrigate in seconds
- Add up to 10 moisture sensors
- New and improved connectivity with SERVLINK AIR (LTE-M) and SERVLINK E (Ethernet)

SKU	Description
LTD	50 valve 2-wire decoder controller
RKLD-050	Single-valve line decoder
SERVLINK AIR	SERVLINK AIR web connection module
SERVLINK E	SERVLINK E web module, ethernet-only version



16" Wide Strong Box Stainless-Steel Enclosure

Strong Box makes the ultimate top entry, heavy-duty enclosure for your irrigation controller with this stainless steel, weather resistant and vandal resistant enclosure.

FEATURES

- 100% stainless-steel construction
- 16" W x 38" H x 15.5" D
- Three point locking mechanism

SKU	Description
33000105	16" wide Strong Box stainless-steel enclosure

18" Wide Strong Box Stainless-Steel Enclosure

Strong Box makes the ultimate front entry, heavy-duty enclosure for your irrigation controller with this stainless steel, weather resistant and vandal resistant enclosure.

FEATURES

- 100% stainless-steel construction
- 18" W x 36" H x 12" D
- Three point locking mechanism

SKU	Description
33000110	18" wide Strong Box stainless steel enclosure

24" Wide Strong Box Stainless-Steel Enclosure

Strong Box makes the ultimate front entry, heavy-duty enclosure for your irrigation controller with this stainless steel, weather resistant and vandal resistant enclosure.

FEATURES

- 100% stainless-steel construction
- 24" W x 36" H x 12" D
- Three point locking mechanism

SKU	Description
33000130	24" wide Strong Box stainless steel enclosure

16" Wide Strong Box Stainless-Steel Wall Mount Enclosure

Strong Box makes the ultimate wall mount, heavy-duty enclosure for your irrigation controller with this stainless steel, weather resistant and vandal resistant enclosure.

FEATURES

- 100% stainless steel construction
- 16" W x 18" H x 10" D
- Two point locking mechanism

SKU	Description
33000140	16" wide Strong Box stainless-steel wall mount enclosure

18" Wide Strong Box Stainless-Steel Wall Mount Enclosure

Strong Box makes the ultimate wall mount, heavy-duty enclosure for your irrigation controller with this stainless steel, weather resistant and vandal resistant enclosure.

FEATURES

- 100% stainless-steel construction
- 18" W x 36" H x 12" D
- Three-point locking mechanism

SKU	Description
33000150	18" wide Strong Box stainless-steel wall mount enclosure

36-Station Controller Subassembly

The Strong Box 36-station controller subassembly includes a 120 volt, 15 amp, ground fault protected duplex box with receptacle and locking switch, flexible conduit and conduit, and terminal strips with placards.

FEATURES

- 36 Station controller subassembly
- 120V 15 amp ground fault protected box
- Includes receptacle and locking switch

SKU	Description
33000510	36-station controller subassembly

Turf and Ornamental





GreenTRX™

Anuvia Plant Nutrients now offers a lineup of sustainable GreenTRX products based on the company's proprietary nutrient delivery technology. Each high-efficiency product provides quick greening and improves soil health. All are comprised of 100 percent nutrients with no filler and no uncoated urea. The nutrient analysis on each product is fine-tuned to better match the needs for specific situations.

The new GreenTRX products are easy to apply. Each includes Anuvia's TRX technology and incorporates a poly-coated urea which increases the slow-release nitrogen and provides better visibility and an extended feed.

All GreenTRX products are environmentally friendly. GreenTRX delivers nutrients to growing grass in plant-available forms. The slow-release nitrogen reduces environmental impact as more nitrogen is used by the growing plant and less is lost through leaching into waterways and volatilization into the atmosphere. More nutrients are used, less are wasted.

GreenTRX plant nutrition improves soil health. The products' sustainable technology upcycles organic materials into fertilizer products and returns organic matter as a food source to feed soil microbes. Feeding the microbes helps soils regenerate and improves soils' water-holding capacity.

FEATURES

- No filler
- No uncoated urea
- Reduced leaching
- Reduced volatilization
- Easy, consistent spreading
- Quick deep greening and extended feeding
- Balanced nutrition (includes nitrogen, potash sulfur and iron)
- Efficient nutrient utilization
- Increased root mass and microbial activity
- Slow-release nitrogen

BENEFITS

- Early, visible results
- Predictable, long-term performance
- Even efficient application
- Healthier grass
- Reduced environmental impact
- Improved soil health
- Sustainable

TRX TECHNOLOGY: HOW NUTRIENTS ARE DELIVERED

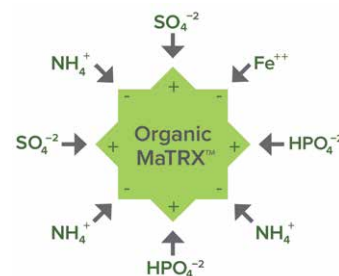
The Organic MaTRX is the foundation of all GreenTRX products. By mimicking the natural traits of organic matter in soil, nutrients are delivered in a new, highly effective, sustainable way. The Organic MaTRX possesses both positive and negative charges providing docking sites for desired nutrients like ammonium-N (NH_4^+), phosphate (HPO_4^{-2}) and sulfate sulfur (SO_4^{-2}).

The binding of nutrients to the Organic MaTRX slows the usual reactions of the nutrients in the soil. As the chemical bonds in the Organic MaTRX break, nutrients are gradually released for plant uptake. This also slows conversion of ammonium-N (NH_4^+) to leachable nitrate-N (NO_3^-), known as nitrification, and therefore reduces the loss of N due to leaching or volatilization.



GreenTRX90

- 18-0-4
- 48% SRN, 16% S, 2% Fe
- GreenTRX90 replaces the original GreenTRX 16-1-2. It provides more nutrition, a higher percent of slow release.
- Up to 8-week feed
- .75-1 lb./N use rate



GreenTRX75

- 22-0-6
- 65% SRN, 13% S, 1.5% Fe
- GreenTRX75 provides a common high-nutrient analysis with a higher percent of slow release. It's an excellent alternative to common blends that contain filler and uncoated urea. It provides high performance. It's sustainable and environmentally friendly.
- Up to 10-week feed at higher rates
- .75-1 lb./N use rate

GreenTRX60

- 26-0-7
- 78 % SRN, 10% S, 1 % Fe
- This new formula features the longest extended feeding. Its quick results and lasting performance is great for summer and blackout applications.
- Up to 12-week feed at higher rates
- 1-2 lb./N use rate

SKU	Description
51420090	ANU GreenTRX90 18-0-4, 50 lb.
51420075	ANU GreenTRX75 22-0-6, 50 lb
51420060	ANU GreenTRX60 26-0-7, 50 lb.

Granular Fertilizer



SKU	Description
51098000	EMPRO 0-0-24 Kmag/Minors/Humic
51130010	EMPRO 46-0-0 sprayable UFLEX
51130600	EMPRO 34-3-7 All Mineral
51130700	EMPRO 32-0-0 30%UFLEX 25%AS
51130710	EMPRO 32-0-0 30% UFLEX
51130720	EMPRO 32-0-0 30%PCU 25%AS
51130750	EMPRO 32-0-4 50NSN 4FE
51131000	EMPRO 28-3-10 50%UFEX WOLFTRAX
51131010	EMPRO 28-0-0 50% UFLEX 5% fe
51131020	EMPRO 28-3-10 50%PCU WOLFTRAX
51131050	EMPRO 28-0-6 50%UFLEX 3FE GYP
51131060	EMPRO 28-0-6 50%PCU 3ca 5S 3fe
51131300	EMPRO 25-0-0 50%UFLEX WOLFTRAX
51131310	EMPRO 25-0-0 50% UFLEX 2%FE
51131400	EMPRO 24-0-10 50UFLEX4S2FE1MN
51131410	EMPRO 24-0-8 40% UFLEX
51131420	EMPRO 24-0-8 50%XCU 6fe
51131650	EMPRO 22-0-6 25PCU .17 DIMENSN
51131800	EMPRO 20-0-8 50% UFLX WFTX GYP
51131900	EMPRO 19-19-19 All Mineral
51131950	EMPRO 19-0-5 50XCU 3FE .29PROD
51132000	EMPRO 18-18-18 Hydromulch Fert
51132010	EMPRO 18-24-12 All Mineral
51132040	EMPRO 18-7-9 DuraGem
51132050	EMPRO 18-6-12 Ornamental
51132080	EMPRO 18-5-0 5%fe

SKU	Description
51132090	EMPRO 18-0-4 25XCU .37 Prod
51132100	EMPRO 17-5-10 w/trace pkg
51132110	EMPRO 17-5-9 10S 3FE.3ZN
51132220	EMPRO 16-2-3 66% NutriPel
51132230	EMPRO 16-2-3 45%UFLEX 2FE bio
51132240	EMPRO 16-2-3 45%PCU 2FE bio
51132250	EMPRO 16-4-8 40%SCU 2FE
51132260	EMPRO 16-0-16 40PCU3FE .29 Prod
51132300	EMPRO 15-15-15 Hydromulch fert
51132350	EMPRO 15-0-15 45%UFLEX 6%FE
51132400	EMPRO 14-14-14 Ornamental
51132410	EMPRO 14-14-14 DuraGem
51132450	EMPRO 14-7-7 OrnamentaL
51132460	EMPRO 14-7-7 60%NITROSOPHOUMIC
51132500	EMPRO 13-13-13
51132600	EMPRO 12-12-12 All Mineral
51132800	EMPRO 10-20-10
51133300	EMPRO 5-10-31 5% FE
51133320	EMPRO 5-5-25 5%FE
51133330	EMPRO 5-5-25 .17 Dimension
51133350	EMPRO 5-0-31 20%NS-54 10%FE
51133360	EMPRO 5-0-20 .29 Prodiamine
51133600	EMPRO 6LB 2-4-3 Plant Start
51133650	EMPRO 0-0-7 .17 Dimension
51133660	EMPRO 0-0-7 .37 Prodiamine
51133670	EMPRO 0-0-7 .43 Prodiamine
51133700	EMPRO 50LB 22-0-22
51793060	EMPRO 15-15-15 Hit N Triples
51793065	EMPRO 16-6-8 Turf Leader
51793070	EMPRO 18-5-0 5%FE Always Green
51793075	EMPRO 20.5-0-0 Ammonium Sulfat
51793080	EMPRO 21-2-4 Nitrate King
51793085	EMPRO 22-4-10 Stabl-N Turf
51793090	EMPRO 25-5-5 Perfect Turf
51793095	EMPRO 6-24-24 plus sulfur & fe
51793100	EMPRO 9-9-9 Top Iron
51793105	EMPRO 16-2-3 60%SRN Perfct Green
51793110	EMPRO 22-5-10 Spring Color
51793115	EMPRO 12-0-2 Iron Edge
51793120	EMPRO 22-0-8 High Iron
51793125	EMPRO 20-0-4 Extended N 90
51793130	EMPRO 22-0-22 Fall Charge
51793135	EMPRO 16-0-8 Spring
51793145	EMPRO 16-6-8 Trimec

EMPRO

Liquid Fertilizer



SKU	Description
51140202	EMPRO DuraArmor 2.5 gal
51140250	EMPRO 1GL Clear Iron 5%
51140260	EMPRO 2.5GL Clear Iron 5%
51140300	EMPRO 2.5GL Micro Mix
51140330	EMPRO 30GL Micro Mix
51140350	EMPRO 250GL Micro Mix
51140400	EMPRO 2.5GL 30-0-0
51140410	EMPRO 250GL 30-0-0
51140500	EMPRO 2.5GL 18-3-3 Micros
51140530	EMPRO 30GL 18-3-3 Micros
51140600	EMPRO 2.5GL 16-0-4 Thrive
51140630	EMPRO 30GL 16-0-4 Thrive
51140700	EMPRO 2.5GL 13-0-0 Revive
51140730	EMPRO 30GL 13-0-0 Revive
51140750	EMPRO 250GL 13-0-0 Revive
51140800	EMPRO 2.5GL 8-8-8 Ignite
51140900	EMPRO 2.5GL 0-0-25
51140930	EMPRO 30GL 0-0-25
51141050	EMPRO 1GL Clear MN 9%
51141060	EMPRO 2.5GL Clear MN 9%
51141100	EMPRO 250GL AER8TION
51141102	EMPRO 2.5GL AER8TION
51141130	EMPRO 30GL AER8TION

Spreaders and Sprayers



SKU	Description
56002400	EMPRO Pro Series 100LB spreader
56002450	EMPRO Pro Series 50LB spreader
56010035	EMPRO 4 gal bat pwr bckpk sprayer
56010810	FGI EMPRO 18v LI-ION 4 gal bckp sprayer
56990166	Chapin replacement tire for EMPRO spreader

Additives and Miscellaneous

SKU	Description
52501012	EMPRO green pigment 1 gal
52501023	EMPRO green turf paint 2.5 gal
52501212	EMPRO green indicator 1 gal
52501213	EMPRO green indicator 2.5 gal
52501220	EMPRO blue indicator 1 qt
52501222	EMPRO blue indicator 1 gal
52501223	EMPRO blue indicator 2.5 gal
52501512	EMPRO adjuvant 90/10 1 gal
52501513	EMPRO adjuvant 90/10 2.5 gal
52501533	EMPRO adjuvant 80/20 2.5 gal
52501563	EMPRO methylated seed oil 2.5gal
52501810	EMPRO defoamer 1 qt
52501820	EMPRO tank cleaner 1 qt
52501913	EMPRO Sunspray fine oil 2.5 gal
52501915	EMPRO Sunspray fine oil 55 gal
52501950	EMPRO spreader / sticker 2.5 gal
62501210	EMPRO blue coloring WSB 24/CS
62501212	EMPRO blue coloring 1 gal
62501230	EMPRO black coloring WSB 24/CS
62501232	EMPRO black coloring 1 gal



EMPRO 12-0-2 Iron Edge 14% Fe

FEATURES

- Ferrous sulfate provides rapid dark green color
- Nitrate Nitrogen provides quick growth response
- Ideal use during cool, wet months



SKU	Description
51793115	Empro 12-0-2 Iron Edge 14% Fe fertilizer

EMPRO 15-15-15 Hit N Triples

FEATURES

- Formulated for establishment of turf and ornamentals
- Year-round application



SKU	Description
51793060	Empro 15-15-15 Hit N Triples

Site Pro Broadleaf Herbicide 23-0-6 with Surge

FEATURES

- High nitrogen greens-grade blend with Surge broadleaf herbicide
- Superior cool-season performance with excellent control of tough broadleaf weeds
- Mini-size particles for superior coverage
- Registration: WA, OR, ID, NV, MT, WY



SKU	Description
551125000	Site Pro Mag 23-0-6 50% PSCU w/Surge

Site Pro 12-0-8 .37% Prodiamine Plus Fertilizer Pre-Emergent Herbicide

FEATURES

- 3:2 ratio of nitrogen to potassium with 3% FE and Specialty pre-emergent Prodiamine herbicide
- Registration: CA, AZ



SKU	Description
51125200	Site Pro Mag 12-0-8 3%Fe .37 Prodiamine

Site Pro .25% Dimension

FEATURES

- Specialty pre-emergent coated on a mini- or greens-grade granular product for optimal distribution and coverage
- Registrations: WA, CA, ID, NV, AZ



SKU	Description
52203209	MAG 50 lb. Dimension .25%

Site Pro 16-0-8 .25% Dimension

FEATURES

- 2:1 ratio of nitrogen to potassium with specialty pre-emergent Dimension herbicide
- Registrations: WA, OR, CA, NV



SKU	Description
51125080	MAG 16-0-8 .25% Dimension



Nitra King® 21-2-4

An all-season turf and landscape fertilizer featuring 4.4% nitrate nitrogen from FUSN® fused sulfate-nitrate.

An all-season fertilizer with 4.4% nitrate nitrogen for quick green-up. Made with innovative FUSN® technology, Nitra King® provides a great nitrate and ammoniacal nitrogen ratio for your plants and turfgrasses. The 2% iron is from a Simplot® homogeneous pellet which virtually eliminates the possibility of staining sidewalks, etc. You'll see the difference with your first application.



SKU	Description
82785750	Nitra King® 21-2-4 all-season turf & landscape fertilizer

Turf Supreme® 16-6-8

A premium homogeneous fertilizer

The ultimate dust-free, homogeneous pellet. Balanced as recommended by leading research authorities to an approximate 4:1:2 ratio plus 1.5% iron, 0.2% manganese and 16% sulfur. It's the professionals' choice for use on golf courses, landscaping, schools, parks, athletic fields, cemeteries and other green belt areas.



SKU	Description
7402550	Turf Supreme® 16-6-8 premium homogeneous fertilizer

Evergreen™ 18-5-0 +5% Iron

An economical and efficient source of nitrogen and iron for all seasons

You have never seen green until you have seen EverGreen™. Homogeneous pellets containing 5% non-staining iron. Contains ammoniacal nitrogen – the most effective source of N for all seasons. 5% phosphate for plant establishment and root development. Ask your BEST® representative or your local BEST distributor for details.



SKU	Description
1500550	Evergreen™ 18-5-0 +5% iron

Super Turf™ 25-5-5 with GAL-Xe ONE® and Turf Supreme®

A dry application, controlled-release landscape fertilizer with GAL-Xe ONE® and Turf Supreme™

Super Turf™ contains all 57% slow-release nitrogen from GAL-Xe ONE®. This is an excellent turf fertilizer that provides great green color for up to 12 weeks. Your customers will appreciate the value it offers. Super Turf™ can be applied to turfgrass without watering for up to 24 hours after application.



SKU	Description
7503350	Super Turf™ 25-5-5 landscape fertilizer

Super Iron® Plant Food 9-9-9 with 11% Iron

A homogeneous fertilizer enriched with 11% iron and 10.5% sulfur

This is a complete, balanced, homogeneous, pelletized fertilizer. This special formula will help counteract alkaline soil and will enable plants to overcome iron-induced chlorosis. Super Iron® promotes good health, slower growth and great color.



SKU	Description
7409950	Super Iron® plant food 9-9-9 with 11% iron fertilizer

Dimension® 270G

A consistent sized granular carrier that is virtually dust free and environmentally friendly

Best Dimension® 270G specialty herbicide provides preemergence and early postemergence control of crabgrass, and season-long control of crabgrass, goosegrass, foxtail, spurge and Poa annua in a convenient granular formula. Made with Biodac, it is a consistently sized, environmentally friendly, virtually dust-free carrier. Dimension® 270G can be used over the top of field- and container-grown nursery and landscape ornamentals, in established lawns, golf course fairways, roughs, tee boxes and commercial sod farms.



SKU	Description
7435050	Dimension® 270G specialty herbicide

Turf Supreme® 16-6-8 plus Trimec®

Combines a premium homogeneous fertilizer with a high-quality broadleaf herbicide

The No. 1 turf food in the West combined with the No. 1 broadleaf herbicide. Control dandelions, spurge, dock, clover and other broadleaf weeds and fertilize your turfgrass in one easy application.



SKU	Description
7407050	Turf Supreme® 16-6-8 plus Trimec® premium homogeneous fertilizer

BEST® 6-24-24 XB™

Excellent pre-plant, overseeding or winterizing fertilizer

New stronger-formulated XB is a dust-free, homogeneous pellet now containing a 1-4-4 ratio of nitrogen, phosphorous and potassium. XB+ also has non-staining iron and sulfur. It is an excellent formulation for use as a pre-plant fertilizer for turf and ornamentals.



SKU	Description
7408950	BEST® 6-24-24 XB™ fertilizer

Ammonium Sulfate 21-0-0

An economical form of soluble nitrogen for quick greening with high sulfur

As its name and chemical formula denote, Simplot's ammonium sulfate is a two-in-one fertilizer. Its crystal form and 21-0-0 analysis are one of agriculture's most-enduring and trusted solid forms of fertilizer.



SKU	Description
7404250	Ammonium Sulfate 21-0-0 fertilizer

Triple Pro™ 15-15-15

Homogeneous, multiuse fertilizer with a 1:1:1 ratio of NPK plus sulfur

A homogeneous pellet in a 1:1:1 ratio. Contains urea and ammoniacal nitrogen plus sulfur. An economical fertilizer as a preplant or for application to turf, trees, ornamentals, citrus and vegetables.



SKU	Description
7410250	Triple Pro™ 15-15-15 fertilizer

One Shot™ with Dimension® and Trimec

The ultimate combination product

Best® One-Shot™ with Dimension® and Trimec controls broadleaf weeds and stops germination of these and grassy weeds in one easy step, while fertilizing with the number one turf food in the West, Turf Supreme! BEST® One Shot™ is the professional's ultimate combination product; combining Turf Supreme® 16-6-8, Trimec broadleaf post emergent herbicide and Dimension® preemergent herbicide.



SKU	Description
77034950	One Shot™ with Dimension® and Trimec

Best® N-Flexx 22-4-10

An all-season turf fertilizer containing 79% stabilized nitrogen from Uflexx to provide longer lasting, slower growth turf response. N-Flexx contains 5.8% non-staining Iron from a homogeneous pellet to provide deep green color.



SKU	Description
7439050	Best® N Flexx 22-4-10

Turf Gold® 22-5-6 with X-Cote®

A slow-release fertilizer that does not require immediate irrigation after application

Our Turf Gold® formulation 22-5-6 is a mix of Turf Supreme® and X-Cote® with 40% coated slow release nitrogen. Turf Gold® provides up to 10 weeks of nitrogen release and allows application without watering for up to 24 hours without the danger of burn.



SKU	Description
7403450	Turf Gold® 22-5-6 with X-Cote®



Knowledge grows

YaraMila® 15-15-15

Every prill of YaraMila® contains N, P and K in the same proportion, so there's no segregation of nutrients. YaraMila® 15-15-15 also contains sulfur to ensure optimum leaf chlorophyll content.

FEATURES

- Balanced nutrition in every prill
- Unique nitrophosphate production process
- Poly and orthophosphate content
- Balanced nitrogen source
- SOP-based product
- Rapid nutrient release
- Excellent handling and spreading characteristics



SKU	Description
51090450	Yara Mila 15-15-15

Turf Royale® 21-7-14

Get a good start with Turf Royale® when establishing quality turf or feeding ornamentals. Turf Royale® provides N, P and K the right way – ammonium and nitrate nitrogen, 100% available phosphate, and potassium and sulfate-sulfur in every prill.

FEATURES

- Homogeneous, dust-free prills with ideal N-P-K-S ratio for high-performance turf
- High concentration with 2 types of nitrogen: nitrate for quick response and ammonium for lasting feeding
- Low salt index, very safe for turf
- Easy and accurate calibration



SKU	Description
51090400	Yara 21-7-14 Turf Royale

YaraLiva® Calcinit™

YaraLiva® Calcinit™ is a fully water-soluble nitrogen and calcium fertilizer. It is a free-flowing, fine granular or prilled material which dissolves quickly in water without any residues.

FEATURES

- Suited for application through all fertigation systems
- Not an oxidizer (49 CFR 172.102 special provision 34 specifically removes hydrated ammonium calcium nitrate double salt from the DOT hazardous materials list 49 CFR 172.101)



SKU	Description
51090300	Yara 15.5-0-0 SOL Calcinit

YaraLiva® Tropicote™

YaraLiva™ Tropicote™ gives you a non-volatile, non-acid-forming, quick-response and water-soluble nitrate fertilizer that is immediately available for uptake by roots. So you can have quick, controlled green-ups time after time, regardless if it's cold or hot.

FEATURES

- Completely water soluble and immediately available for uptake
- Homogeneous, dust-free, non-burning
- Moisture-resistant and dust-suppressant coating



SKU	Description
51090340	Yara 15.5-0-0 STD Tropicote

Ewing 80-pound Professional SRS Turf Spreader



- 80-pound, one-piece poly hopper
- Fully enclosed gear system and a powder-coated all-steel frame to withstand the elements
- Rubber-gripped "T" handle for comfort and control
- Adjustable rotary gate to accommodate a variety of material and designed to prevent clumping
- Unique spread pattern control allows for precise control of spread pattern
- Use with seed, fertilizers and herbicides
- Made in the USA with global materials

SKU	Description
9013B	Ewing 80-pound professional SRS turf spreader

EMPRO 100-pound Professional Spreader



- 100-pound, one-piece poly hopper
- Die-cast gearing and solid stainless steel axle
- Built-in rear baffle and two-position side baffle to control spread pattern
- Spread pattern and high-mount gate adjustments to accommodate a variety of products
- 12-inch pneumatic tires
- Use with seed, fertilizers and herbicides
- Made in the USA with global materials

SKU	Description
8920A	EMPRO 100-pound professional spreader

EMPRO 4-gallon (15-liter) Battery-Powered Backpack Sprayer



- 4-gallon (15-liter) translucent poly tank
- Features a 24-volt lithium-ion battery for up to two hours of continuous spraying
- Sprays up to 58 gallons (220 liters) on a single charge
- In-tank removable filter for easy cleaning and catching debris
- Multi-use nozzles included
- Padded shoulder straps to accommodate a full backpack for hours
- Cushion grip shut-off with lock on/off spray feature
- Use with herbicides, pesticides and fertilizers
- Made in the USA with global materials

SKU	Description
64921	EMPRO 4-gallon (15-liter) battery-powered backpack sprayer

Ewing 4-gallon (15-liter) Internal Pump Backpack



- 4-gallon (15-liter) translucent poly tank with 5.25" wide mouth opening
- Preset 60 psi PRV eliminates over pumping and overspray
- In-tank removable filter for easy cleaning and catching debris
- Swing-away pump handle for easy transport and storage
- Reinforced pump seals
- Robust pump linkage and EZ service pump
- Action piston: pump pressurizes on both up & down stroke
- Brass, poly cone and poly fan tip nozzles included
- Deluxe padded straps and waist/chest strap for comfort and support
- Cushion grip shut-off with lock on/off spray feature
- Use with herbicides, pesticides and fertilizers
- Made in the USA with global materials

SKU	Description
63650	Ewing 4-gallon (15-liter) internal pump backpack



We create chemistry

Pillar G Intrinsic Brand Fungicide

Pillar G Intrinsic brand fungicide is a combination of pyraclostrobin (the active ingredient in Insignia® fungicide) and triticonazole (the active ingredient in Trinity® fungicide) on a granular carrier. This combination of two highly effective active ingredients delivers excellent disease control on numerous diseases, problems that challenge turf managers today. These diseases include dollar spot, anthracnose, patch diseases (brown patch, large patch, take-all patch, summer patch), snow molds and leaf spots.

Pillar G Intrinsic brand fungicide also offers plant health benefits. Research shows turf treated with Pillar G Intrinsic brand fungicide provides improved plant health in the form of stress management including drought/moisture and temperature extremes. In addition, treated turf has also shown increased root length and density.



SKU	Description
59012784	Pillar G Intrinsic brand fungicide - 30-pound bag

Siesta Insecticide Fire Ant Bait

Siesta insecticide fire ant bait has the active ingredient, metaflumizone, that will control fire ants. Siesta contains a sodium-blocker that is formulated from soybean oil and corn grit and is the only product which does not require metabolism for bioactivation. This active ingredient is long lasting and has fast control of imported and native fire ants. It works as a broadcast treatment to control foraging ants as well as those on the mound. Siesta is recommended for application when temperatures are above 60°F in the early morning or late afternoon. This is when ants are the most active. Applications should be avoided in wet conditions or when rain or irrigation is expected within 12 hours.



SKU	Description
59011057	Siesta insecticide fire ant bait - 15-pound bag

PT Wasp-Freeze II Wasp & Hornet Insecticide

PT Wasp-Freeze II wasp & hornet insecticide is specially formulated to provide instant knockdown of wasps and hornets. Knockdown is quick so no stinging pheromone is released, thus reducing the possibility of stings. The spray can travel 15 feet to provide applicator safety.



SKU	Description
59013766	PT Wasp-Freeze II wasp & hornet insecticide - 17.5 oz. aerosol can

Turf Mark Blue Spray Pattern Indicator

Turf Mark blue spray pattern indicator adds bright blue color to show exactly where fertilizer and pesticide applications have occurred. The highly visible color shows coverage and identifies drift, preventing skips and costly overlaps. The temporary color dissipates over time with sunlight and moisture for discreet applications.

SPECIFICATIONS

Package size: 12x1 qt., 4x1 gal. or 2x2.5 gal.

SKU	Description
59013723	Turf Mark blue spray pattern indicator - 12x1 qt case
59013420	Turf Mark blue spray pattern indicator - 4x1 gallon case
59013417	Turf Mark blue spray pattern indicator - 2x2.5 gallon case

Green Lawnger Turf Colorant

Green Lawnger turf colorant with ColorLock™ technology is a long-lasting green pigment that provides color for up to 90 days. It restores the natural green color to turf during dormant periods, providing an excellent playing surface during the colder months. Green Lawnger turf colorant is also used for touch-up to turf areas damaged by chemicals, fungal attacks, hydraulic oil and pests.

SKU	Description
59013430	Green Lawnger turf colorant - 2x2.5 gallon case

Finale XL T&O Herbicide

Finale XL T&O herbicide is a non-selective, contact herbicide formulation with enhanced active ingredient loading. It has pinpoint accuracy and delivers fast control of the toughest weeds at lower use rates than prior formulations. Finale XL T&O herbicide is a great alternative to glyphosate products. Contact activity allows for worry-free, precision edging and minimal off-target issues. Weed growth is stopped within hours-to-days of application with faster symptomology, particularly during cool weather. It's the perfect tool for spot treatments and precision edging along cart paths, fences and landscape beds.



SKU	Description
59024131	Finale XL T&O herbicide - 2x2.5 gallon case

Drive XLR8 Postemergence Herbicide

Drive XLR8 herbicide provides unsurpassed crabgrass control. A proprietary, water-based formulation, Drive XLR8 herbicide improves the control of crabgrass, torpedograss, kikuyugrass, several broadleaves (clover, speedwell) and numerous other troublesome weeds. Drive XLR8 herbicide is labeled for use in residential, commercial and industrial turfgrasses, golf courses, sod farms, sports and recreation fields.



SKU	Description
59011404	Drive XLR8 postemergence herbicide - 4x.5 gallon case

Pendulum AquaCap Preemergent Herbicide

Pendulum AquaCap preemergent herbicide encapsulates a water-based formulation of the industry's leading preemergent active ingredient – BASF pendimethalin – in a microencapsulated formulation. This BASF-patented technology delivers virtually no odor, reduced staining potential and increased ease and flexibility of handling, mixing and cleanup. Pendulum AquaCap controls 21 of the most common unwanted grasses and 25 of the most troublesome broadleaf weeds.



SKU	Description
59049276	Pendulum AquaCap preemergent herbicide - 2x2.5 gallon case

Pendulum 2G Granular Preemergent Herbicide

Pendulum 2G granular preemergent herbicide consistently controls crabgrass and a broad spectrum of weeds –including crabgrass, goosegrass, oxalis, henbit, spurge and nearly 40 other broadleaf and grassy species.



SKU	Description
59015072	Pendulum 2G granular preemergent herbicide - 40-pound bag

FreeHand 1.75G Preemergent Herbicide

FreeHand 1.75G preemergent herbicide for use in landscape ornamentals combines dimethenamid-P with pendimethalin. This unique combination makes FreeHand 1.75G herbicide the perfect tool for preemergent weed control of annual grasses, susceptible sedge species and many small-seeded broadleaf weeds.



SKU	Description
59011296	FreeHand 1.75G preemergent herbicide - 50-pound bag
59013674	Freehand California label 1.75G preemergent herbicide - 50-pound bag



SedgeHammer®

SedgeHammer® is a selective herbicide for use in controlling nutsedge in turf and landscaped areas, including those with established woody ornamentals.

FEATURES

- Commercial application – larger coverage for golf courses, sod farms and commercial landscape operations
- Complete systemic control – controls above and below ground in 28 days or less. NIS required at labeled rates.
- Low use rates – extremely active at delivery rates of 0.062 lbs. ai/acre
- Combines with:
 - Non-selective herbicide
 - Broad-spectrum herbicide for blanket coverage applications
 - Post-crabgrass herbicide

SKU	Description
52007201	SedgeHammer® herbicide 1.33 oz. bottle



SedgeHammer®+

SEDEHAMMER®+ is a unique product concept that offers a novel formulation with a NIS included, convenient packaging size, ease of use for applicators, and is ideal for residential and small landscape applications

FEATURES

- Labeled use areas – commercial and residential areas, established lawns, golf courses and around woody ornamentals in landscaped areas
- SedgeHammer®+ includes non-ionic surfactant in the formulation for easier mixing and better consumer experience
- Easy three-step application:
 1. Pour – open and pour entire 13.5g packet into 1 gallon of water (treats 1,000 sq. ft.)
 2. Mix – shake or stir to mix well (no need for additives)
 3. Spray – apply on all affected areas (rainfast within 4 hours)

SKU	Description
52007205	SedgeHammer®+ herbicide 13.5 gram pack



Scythe®

Scythe® is a non-selective contact herbicide that works rapidly. Scythe® quickly penetrates green plant tissue, disrupting normal membrane permeability and cellular physiology, resulting in cell leakage and control of all contacted tissues.

FEATURES

- Made from naturally occurring fatty acid
- Rapidly degrades into the environment, so treated areas can be transplanted into as soon as desirable levels of weed control are obtained
- 1-3% v/v solution is an economical speed agent with glyphosate or other foliar herbicide
- Broad spectrum of control (weeds, suckers, liverwort and cryptogams) and use sites provide options in the landscape, nursery and greenhouse. Low volatility offers safety in greenhouses.
- Option for glyphosate-sensitive customers

SKU	Description
52006003	Scythe® herbicide 2.5 gallon container

CONTACT YOUR LOCAL GOWAN TURF & ORNAMENTAL SALES REPRESENTATIVE

Western Region Sales Rep

Dave Burkhardt
928.446.9928
dburkhardt@gowanco.com

Northeastern Region Sales Rep

Kathleen Hester
484.868.2063
khester@gowanco.com

Midwestern Region Sales Rep

Geoff Smith
614.581.5000
gsmith@gowanco.com

Southeastern Region Sales Rep

Steven Farrington
334.275.5396
sfarrington@gowanco.com



Cheetah® Pro + SureGuard® SC

Save time, money and labor with the premier program for landscape and bareground weed control. Lawn Care Operators (LCOs) can count on Cheetah® Pro non-selective herbicide and SureGuard® SC herbicide to deliver four-plus months of weed knockdown.

This non-selective and residual tank mix provides faster and more effective weed control than non-selectives alone, which ultimately keeps weeds out and customers happy.



FEATURES

- Tank mix of Cheetah Pro plus SureGuard SC delivers four-plus months of control – making it the longest residual available
- Faster post-emergence control than non-selectives alone
- Broad-spectrum pre- and post-emerge control of tough broadleaf and grassy weeds – even glyphosate-resistant

SKU	Description
10761464	Cheetah Pro 4x64 fl oz case
10761041	Cheetah Pro 4x1 gal case
10698464	SureGuard SC 4x64 fl oz case
10698861	SureGuard SC 8x1 pt case

DIMENSIONS

Cheetah Pro

Each	Dimensions
1 gal	4.5" (W) x 7" (L) x 10.5" (H)
64 oz	3" (W) x 7" (L) x 10.5" (H)
Case	Case Dimensions
4x1 gal	10" (W) x 14.6" (L) x 11.4" (H)
4x64 oz	6.8" (W) x 14.3" (L) x 11" (H)
Pallet Contents	Pallet Dimensions
4x1 gal - 48 cases	43" (W) x 48" (L)
4x64 oz - 36 cases	40" (W) x 44" (L)

SureGuard SC

Each	Dimensions
1 pt	2" (W) x 5" (L) x 8.875" (H)
64 oz	3" (W) x 7" (L) x 10.5" (H)
Case	Case Dimensions
8x1 pt	8.3" (W) x 10.3" (L) x 9.5" (H)
4x64 oz	6.8" (W) x 14.3" (L) x 11" (H)
Pallet Contents	Pallet Dimensions
8x1 pt - 115 cases	43" (W) x 48" (L)
4x64 oz - 36 cases	40" (W) x 44" (L)

Learn more about herbicides



LEAN ON US



SpeedZone® Southern EW

FEATURES

SpeedZone® Southern EW broadleaf herbicide for turf features an advanced emulsion in water formulation that provides the same rapid broadleaf weed control that made SpeedZone Southern an industry favorite. SpeedZone Southern EW delivers visible activity in hours, with weed death occurring within 7 to 14 days. And SpeedZone Southern EW does it with a lower odor profile and lower volatile organic contents (VOC) compared to original SpeedZone Southern. Available in 1-gallon, 2.5-gallon and 30-gallon containers.



SKU	Description
52001653	Selective post-emergent herbicide for turf

Q4® Plus

FEATURES

With four powerful active ingredients, Q4® Plus turf herbicide for grassy & broadleaf weeds offers a single product option to control crabgrass and yellow nutsedge, as well as tough broadleaf weeds like clover and chickweed. Q4 Plus is highly selective on cool-season and listed warm-season turfgrasses. It offers rapid visual response and has a one-week reseeding interval for most listed turf.

Available in quart, gallon, 2.5-gallon and 30-gallon containers.



SKU	Description
52001801	Turf herbicide for grassy and broadleaf weeds

Vexis® Herbicide

FEATURES

Vexis® herbicide granular uses the proprietary, new active ingredient pyrimisulfan to deliver exceptional control of sedge and kylling species, plus listed broadleaf weeds. The granular formulation reduces the potential for drift or off-target application and can be applied to wet or dry turf. And Vexis is labeled for use on listed cool-season and established warm-season turfgrasses, including improved varieties of St. Augustine grass.

Available in a 2 lb. shaker can and 15 lb. bag.



SKU	Description
52002100	Selective herbicide for sedges and kyllingas

Zylam® Liquid Systemic Insecticide

FEATURES

A liquid formulation of dinotefuran, Zylam® liquid systemic insecticide provides exceptional control of a broad spectrum of listed chewing and sucking insects. Used as a drench, soil injection or bark banding application, Zylam liquid features translaminar activity to quickly move through the leaf and control insects that hide on the underside of leaf surfaces.

Available in quart and 1-gallon containers.



SKU	Description
57203035	Systemic insecticide



EPIC Professional Granular Repellents

Add revenue and protect your customers with EPIC's full line of granular, natural repellents. These professional repellents are not available to home owners in retail stores. They protect and enhance your services with more power and reliability than consumer products. Each product is custom designed to be the very best to repel the animal pest on the label. All are easily applied and long lasting.

Expand your services with the assurance of confidence in America's Finest™ Professional repellents. professionalrepellents.com

FEATURES

- EPIC repellents are exempt from EPA registration under Section 25(b) of FIFRA as they contain only natural ingredients recognized as safe
- Fast and easy to use with low application labor cost
- No mixing/spraying nor equipment needing maintenance after use
- Doesn't wash off with rain or irrigation
- No bad smells during or after application
- Safe around children and pets

Deer Scram

Stops deer before they reach and destroy valuable plants. Our powerful but mild-smelling formula is long lasting – 30 days or more – and will not wash off in rain. Perimeter application of protective bands makes application quick.

Approx. coverage: 1,400 linear feet



SKU	Description
5025	Deer Scram 25 lb.

Rabbit Scram

Prevents rabbit damage to gardens and landscaping. Natural proteins, spices and oils ensure safety for families and pets while providing potent and resilient repelling power. A perimeter application with a scoop quickly establishes bands of protection that stimulate fear and promote aversion in rabbits.

Approx. coverage: 1,300 linear feet



SKU	Description
5125	Rabbit Scram 25 lb.



Snake Scram

This product is the strongest all-natural deterrent to snakes now available, and it's safe for use near families and pets. The granular formula is easily applied with a hand scoop to rock piles, brush and garden plots where snakes live and are active. It also keeps snakes out and away from homes and other structures.

Approx. coverage: 22 lb. - 6,600 sq. ft.; 8 lb. - 2,400 sq. ft.



SKU	Description
5625	Snake Scram 22 lb.
5608	Snake Scram 8 lb.

Gopher Scram

Ours is the only repellent designed specifically to stop and then prevent damage caused by pocket gophers. Highly effective and long lasting. Broadcast with a rotary spreader and treat mounds with the scoop provided.

Approx. coverage: 13,750 sq. ft.



SKU	Description
5325	Gopher Scram 22 lb.

Cat Scram Repellent

Our latest addition to the powerful line of EPIC pro repellents we offer. Specifically to train cats to stay away from protected areas. Works on feral cats as well. Easily applied with a hand scoop around garden plots.

Approx. coverage: 2,400 sq. ft.



SKU	Description
5508	Cat Scram Repellent 8 lb.

Armadillo Scram

This product demonstrates strong, long lasting and safe defense against armadillos rooting in lawns for food and digging burrows in gardens and near buildings. Applied with a rotary spreader and the hand scoop provided. Rapidly growing sales are the best testimonial to professional satisfaction with its performance.

Approx. coverage: 13,200 sq. ft.



SKU	Description
5725	Armadillo Scram 22 lb.

Vole Scram

Voles do most of their damage in the winter months under snow protection. Vole Scram Professional is applied prior to snowfall, to keep voles from damaging turf areas over winter. It also works during other seasons as a repellent and a preventative. Is applied with a broadcast spreader.

Approx. coverage: 13,200 sq. ft.



SKU	Description
5882	Vole Scram 22 lb.

Goose Scram

EPIC's newest! This is the only repellent that provides strong repelling power to geese without harming animals or environment. It naturally deters the geese from the protected area keeping geese away for up to 25 days. Continued re-application will train the geese to find other areas to frequent, graze in and nest.

Approx. coverage: 7,700 sq. ft.



SKU	Description
5922	Goose Scram 22 lb.

Wild Hog Scram

Specifically designed to reduce and eliminate wild hog activity in residential areas. Easily applied using a rotary spreader or scoop.

Approx. coverage: 12,100 sq. ft.



SKU	Description
5422	Wild Hog Scram 22 lb.

Landscape Supplies





RazorTOOTH Pruning Saw 14-Inch Blade



RazorTOOTH Saw technology removes up to two times more material per pull stroke than conventional blades for fast and efficient cutting.

FEATURES

- Ideal for large branches: 14-inch blade ideal for cutting 7-inch diameter branches
- Maximum sharpness: Each tooth is triple-ground, providing multifaceted angles to maximize efficiency of cuts and removal of wood
- Japanese SK5 steel: High carbon content for excellent blade hardness providing long durability
- Up to six teeth per inch and curved blade design for smooth cutting: Cuts are smoother and quicker than a conventional bladed saw
- Non-slip grip design with lanyard hole
- Replacement blade available and limited lifetime warranty

SKU	Description
RS16020	RazorTOOTH saw pruning saw - 14-inch blade

ClassicCUT Bypass Pruner - 1-Inch



Cut like the pros: Professional grade MaxFORGED tools use a forging process that compacts steel molecules into Corona's strongest, most durable garden cutting tools that hold a sharp edge longer than standard tools

FEATURES

- Resharpenable and replaceable blade: Corona heat treats the entire tool and cutting blade so you can resharpen the blade, while retaining its hardness and strength, season after season. Blade is also replaceable for further life of the tool.
- Clean cuts: The blade and hook of this tool are hand matched for precision, ensuring close and clean cuts.
- Sap groove: The narrow profile hook allows for greater access to tight cutting areas and the sap groove removes debris for a smooth cutting action.
- 1-Inch cut capacity: Best suited for large- and medium-sized hands

SKU	Description
BP 3180D	ClassicCUT bypass pruner - 1-inch

Trench Shovel - General Purpose 35°, 4-Inch

An ideal tool for a variety of digging applications. V-angled head for effective penetration into a variety of different soils.

FEATURES

- 1-inch sides to pick up and retain more dirt with each shovel stroke
- 48-inch ash wood handle for added durability and leverage
- Limited lifetime warranty



SKU	Description
SS 64104	Trench shovel - general purpose 35°, 4-inch

PVC Pipe Cutter

Easy one-handed pipe cutting with ratchet-action steel blade. Quick blade changes – use the flip-up tab, no tools needed. Ergonomic handles with rubberized non-slip grips. Use left- or right-handed. Cuts PVC Schedule 40 pipe.



FEATURES

- High-carbon steel blade for maximum performance
- Flip-up tab on bolt – No tools needed to change the blade quickly
- Crosshatch grip on blade for easy replacement
- Use one hand to cut pipe with ease
- Use left- or right-handed

SKU	Description
UT 65050	PVC pipe cutter

Ewing Green Label Tools



SKU	Description
GWB 7261	GL Ewing wheelbarrow flat-free tire
GBM5113	GL 24" bristle push broom
GAS 9090	GL sharpshooter 64" steel
GSH5110	GL 2-way oscillating hoe
GSS1000	GL #2 round point shovel
GSS1100	GL #2 square point shovel
GRK3203	GL 24" spring brace rake

Handheld Tools



SKU	Description
CT 3010I	Corona hand trowel
BP 3160	Corona bypass pruner
BP 3180D	Hvyduty bypass pruner
BP 6250	Pro bypass pruner
HS 6920	Corona pro hedge shears
HS 6930	Pro long handle hedge shear
AH 6940	Aluminum handle hedge shears
WL 6450	Pro bypass lopper
WL 6490	Super bypass lopper
AL 8442	Aluminum orchard lopper
AL 8462	Aluminum orchard lopper
RS 7041	Razor saw folded
RS 7120	Pro razor 13" pruning saw
TP 6870	Corona 14' pole pruner
AC 7241D	Razortooth saw blade for TP6850
AC 8300	Corona sharpening tool
7100-1	Corona saw blade rs7120
73020-4	Ewing poly pick handle
RK 24061	24-tine rake aluminum handle
SS 62130	Drain spade fiberglass D-handle
SS 62020	Drain spade 48" fiberglass handle
AS 90030	Corona steel nursery spade flat 12"
SL 6500	Super-duty bypass lopper 32"

Long-Handled Tools



SKU	Description
42000-8	5 lb. cutter mattock head only
41000-8	5 lb. pick mattock head only
40000-8	5 lb. railroad pick head only
40000-4	36" hickory pick handle
PM 74020	Corona pick mattock fiberglass handle
SS 66020	Corona pro poly square point shovel
SS 65020	Corona pro poly round point shovel
SS 28010	14" drain spade D-handle
SS 29010	Border spade D-handle
SS 29000	Border spade 48" handle
SS 25010	Compact utility shovel D-handle
SS 68010	Aluminum western scoop D-handle
SS 68000	Aluminum western scoop 48in handle
SS 42011	ABS western scoop D-handle
SS 42001	ABS western scoop 48" handle
AS 90310	Corona all-steel caprock shovel
AS 90300	Corona all-steel round point shovel
RK 25024	Corona 24" poly leaf rake
RK 65002	Corona 16" forged bow rake
RK 10000	Economy welded bow rake
PD 60000	Hercules post-hole digger
SH 60001	Corona 5" EZ shuffle hoe
FK 72005	5-tine manure fork wood handle
FK 72004	4-tine manure fork wood handle
SS 64123	3" trench digging shovel blue
SS 64103	3" trench digging shovel blue
SS 64124	4" trench digging shovel orange w/fiberglass handle
SS 64104	4" trench digging shovel orange w/fiberglass handle
SS 64125	5" trench digging shovel red w/fiberglass handle
SS 64105	5" trench digging shovel red w/fiberglass handle
SS 64106	6" trench digging shovel green w/fiberglass handle
AX 71020	Pulaski axe 3-1/2lb 36" poly handle
RK 62061	Leaf rake aluminum handle
RK 62001	Leaf rake wood handle
62001-8	Leaf rake head only
RK 62060	Shrub rake aluminum handle
RK 62000	Shrub rake wood handle
AC 8350	Commercial grass catcher



Crimp Tool

Forged from high-quality tool steel for heavy usage. Perfect for installing or removing pinch clamps as well as cutting wire strapping, pulling nails and more.

FEATURES

- Offered in two different handle lengths – 8" and 12"



SKU	Description
CT108	Crimp tool – 8" handles
CT112	Crimp tool – 12" handles

KwikCut Cutter

Multipurpose cutter designed to make quick work of thin wall PVC, poly pipe, hose and tubing. Our blade is forged from the longest lasting, highest quality steel. This creates a blade that is sharper and holds its edge longer for more clean, precise cuts. Patent # 6370780. Made in the USA in our Colorado factory.



SKU	Description
T-135-0	KwikCut cutter

KwikCut Cutter

Multipurpose cutter designed to make quick work of thin wall PVC, poly pipe, hose and tubing. Our blade is forged from the longest lasting, highest quality steel. This creates a blade that is sharper and holds its edge longer for more clean, precise cuts. Patent # 6370780. Made in the USA in our Colorado factory.



SKU	Description
T-135-SS	KwikCut cutter
Replacement Blades	
SSB100	1" replacement blade
SSB135	1-1/2" replacement blade
SSB200	2" replacement blade

Folding Utility Knife

Durable construction accepts most standard utility knife blades. Convenient pocket clip. Blade folds securely into handle.

FEATURES

- Replaceable blade



SKU	Description
UK200	Folding utility knife



KwikTap

KwikTap tool-less saddle tees have significantly less flow restrictions than insert fittings. With no snaps or straps or tools required, installation is six times faster than inserts with worm screw clamps. Superior versatility as you can remove it and reuse it. Patent #7150289. Made in the USA in our Colorado factory.

FEATURES

- 41% less flow restriction than standard insert tee
- 13.6 gpm @ 40 psi

SKU	Description
KT010SW-E	KwikTap

KwikRepair PVC Coupler

KwikRepair makes inline installation or repair of PVC lines faster, easier, stronger and more cost efficient with just one fitting. The KwikRepair sleeves slide onto the pipe once primer and solvent is applied to the end of the fitting and the end of the pipe being repaired, eliminating bending or flexing of the pipe. Do the repair with just one fitting. Permanent solvent weld seal with no O-rings. Effective for limited space and all other applications. No thrust blocking or staking needed. Made in the USA in our Colorado factory.



FEATURES

- Offered in sizes from 1/2" to 4"

SKU	Description
KRC429-005	1/2" x 1/2" KwikRepair PVC coupler
KRC429-007	3/4" x 3/4" KwikRepair PVC coupler
KRC429-010	1" x 1" KwikRepair PVC coupler
KRC429-012	1-1/4" x 1-1/4" KwikRepair PVC coupler
KRC429-015	1 1/2" x 1 1/2" KwikRepair PVC coupler
KRC429-020	2" x 2" KwikRepair PVC coupler
KRC429-025	2-1/2" x 2-1/2" KwikRepair PVC coupler
KRC429-030	3" x 3" KwikRepair PVC coupler
KRC429-040	4" x 4" KwikRepair PVC coupler

Channellock



SKU	Description
39002012	12.5" GL-12 Griplock tongue and groove pliers
39002020	6" 426 straight jaw tongue and groove pliers
39002030	9-1/2" V-Jaw tongue and groove pliers
39002050	10" 430 straight jaw tongue and groove pliers
39002060	12" 440 straight jaw tongue and groove pliers
39002080	16.5" 460 straight jaw tongue and groove pliers
39002090	20" 480 Channellock pliers
39002220	6.5" 526 slip joint pliers
39002240	8" 317 long nose plier with cutter
39002260	7" 337 high leverage diagonal lap cutting pliers
39002280	7.5" 347 round nose linemen's pliers
39002310	8.5" 908 wire stripper
39002320	6.5" 958 wire stripper
39002410	6" 806W adjustable wrench
39002430	10" 810W adjustable wrench
39002440	12" 812W adjustable wrench
39002540	3/16" x 6" S366CB slotted screwdriver
39002565	Two-in-one multibit mini screwdriver

Sprayers and Spreaders



SKU	Description
56002450	Empro 50 lb. professional spreader
56002400	Empro 100 lb. professional spreader
56002500	ProSeries 80 lb. turf push spreader
56002550	Ewing 80 lb. Pro SRS turf spreader
56002600	ProSeries 80 lb. turf ice melt spreader
56002650	Stainless-Steel 100 lb. ice melt spreader
56002700	Ewing poly hand crank spreader
56002750	Chapin 150 lb. tow-behind spreader
56002800	Chapin 35 lb. chest spreader
56002900	Chapin 25 lb. bag spreader
56010010	Chapin 20000 1-gallon lawn and garden sprayer
56010020	Chapin 2-gallon ProSeries sprayer
56010025	Chapin 4-gallon internal pump sprayer
56010030	Ewing 4-gallon pro backpack sprayer
56010035	Empro 4-gallon battery-powered backpack sprayer
56010040	4-gallon 20V battery-powered backpack sprayer

**TURF AND
ORNAMENTAL
QUESTIONS?**

**Call our Ewing T&O Hotline:
480-669-8791**

EWING
Irrigation & Landscape Supply
EwingIrrigation.com

LEAN ON US



Rice Straw Wattles



The Earthsavers® original Rice Straw Wattle is produced with noxious weed-free straw certified by the USDA. They have been performance tested at San Diego State University and have almost two decades of proven field performance. Earthsavers wattle is the wattle the industry asks for by name.

FEATURES

- They come photodegradable or biodegradable
- Functional longevity of 18-24 months

RECOMMENDED USES

- Perimeter protection: Straw Wattles act as a ponding device to keep sediment-laden water from leaving the site. Larger-diameter wattles are sometimes used when more sediment-holding capacity is required, often replacing silt fence. Straw wattles are also frequently used for inlet and stockpile protection applications.
- Slope interruption: Installed on slope contours, straw wattles act as a slope interrupter, effectively reducing the length of the slope. Temporary ponding behind wattles increases infiltration, reduces runoff and allows seed and sediment to drop out of suspension and create enhanced seed bed. Water is then released through the wattle at a slower, steady rate.
- Low-flow channels and swales: Installed across the flow in channel applications, wattles serve to decrease the energy gradient of the channel, trapping sediment upstream of the installation.

SKU	Description
4000-4200	8.5" dia x 25' rice straw wattle - photo net
4000-4300	8" dia x 25' rice straw wattle - burlap



Sand and Gravel Bags




SKU	Description
2700-1000	14"x26" sandbag burlap w/tie
2800-1050	14" x 26" sandbag w/tie - UV-stabilized - white (1000/bale)
2800-1051	14" x 26" sandbag w/tie - UV-stabilized - orange (1000/bale)
2800-1052	14" x 26" sandbag w/tie - UV-stabilized - green (1000/bale)
2800-1052-NT	14" x 26" sandbag no tie - UV-stabilized - green (1000/bale)
2800-1053	14" x 26" sandbag w/tie - UV-stabilized - tan (1000/bale)
2800-1100	17" x 30" sandbag w/tie - white (1000/bale)
3000-4000	19" x 28" gravel bag monofilament - orange (250/box)
3000-4000-Y	19" x 28" gravel bag monofilament - yellow (250/box)
3300-1000	17" x 28" gravel bag knit - dark green (100/box)
3300-2000	17" x 5" x 26" knit w/zipper - sed. saver - dark green (100/box)
3300-4100	18" x 30" nonwoven gravel bag 8 oz. - black (100/bundle)
3300-4105	18" x 30" nonwoven gravel bag filled 8 oz. - black

Fencing



SKU	Description
7000-1000	4ft. x 100ft. barrier fence - 8 lbs. - orange (domestic)
7000-1000	4ft. x 100ft. barrier fence - 8 lbs. - orange
7000-2500	4ft. x 100ft. barrier fence C-DOT - 12 lbs. - green (domestic)
7000-2505N	4ft. x 100ft. barrier fence C-DOT - 12 lbs. - orange
7000-2515	4ft. x 100ft. barrier fence FHWA - 17 lbs. - orange
7000-2520	4ft. x 100ft. barrier fence FHWA - 17 lbs. - dark green
7000-2522	4ft. x 100ft. barrier fence FHWA - 17 lbs. - black
7000-2523	4ft. x 100ft. snow/safety fence - 19 lbs. - HiVis orange
7000-3999	4ft. x 100ft. gopher wire (hardware cloth) 1/2" x 1/2" 19ga HD galv.
7550-4030G	3ft. x 100ft. silt fence - 11 stake - 1.25" @ 10ft. OC - commercial
7550-4035G	3ft. x 100ft. silt fence - 11 stake - 1.5" @ 10ft. OC - C-DOT
7550-4100G	3ft. x 100ft. silt fence - 13 stake - 1.5" @ 8ft. OC - C-DOT
7550-4120G	3ft. x 100ft. silt fence - 17 stake - 1.5" @ 6ft. OC - C-DOT
7600-2010	36" x 100ft. silt fence - 24" wire 14ga - 2" x 4" opening
7600-2030-48	48" x 100ft. silt fence - 36" wire 14ga - 2" x 4" opening - C-DOT
7600-2251	3ft. x 500ft. silt fence fabric only - commercial
7600-2252	3ft. x 500ft. silt fence fabric only - orange - commercial
7600-2300	3ft. x 500ft. silt fence fabric only - black - C-DOT
7600-2320	3ft. x 500ft. silt fence fabric only - solid orange - C-DOT
7600-2350	3ft. x 1500ft. silt fence fabric only - 4" core - C-DOT
7600-2360	3ft. x 1500ft. silt fence fabric only - solid orange - 4" core - C-DOT

Coir Blanket



SKU	Description
4000-4420	4M x 50M coir blanket 400 gram (bale)
4000-4450	4M x 25M coir blanket 700 gram (bale)
4000-4452	4M x 25M coir blanket 700 gram (roll)
9300-4600	4M x 25M coir blanket 900 gram (bale)

Erosion Control

SKU	Description
9075-3200	16" 30mil greens inter 723 ft. - rigid water barrier
9075-4200	18" 30mil greens inter 642 ft. - rigid water barrier
9260-1358	circle top pins 6" 500/ctn
9260-1355	616 11ga sq staple (100 ea/bag - 1000 ea/box)

Landscape Fabric

SKU	Description
24020320	4' X 300' polypun landscape fabric
24020340	6' X 300' polypun landscape fabric
24020515	3' X 250' 5 oz woven landscape fabric
24020540	6' X 250' 5 oz woven landscape fabric
24020420	4' X 300' 4 oz nonwoven filter fabric
24020440	6' X 300' 4 oz nonwoven filter fabric

Check with your local branch for additional sizes and fabric options

Tree Ties

SKU	Description
24066610	300' green tree-tie webbing
24063520	Cinch-tie 24" tree ties
24063530	Cinch-tie 32" tree ties
24067520	Duckbill 68-DTS tree anchor kit
24067810	Arborbrace tree guying kit 2"-4"

Stakes



SKU	Description
9300-4200	1-1/4" x 1-1/4" x 48" hardwood oak (50/bundle)
9300-4400	1" x 1" x 18" mixed species stake (50/bundle)
9300-4450	1" x 1" x 24" mixed species stake (50/bundle)
9300-4460	1" x 1" x 36" mixed species stake (50/bundle)
9300-4500	1" x 2" x 12" mixed species stake (50/bundle) - special order
9300-4540	1" x 2" x 18" mixed species stake (50/bundle)
9300-4545	1" x 2" x 18" notched stake mixed species (50/bundle)
9300-4550	1" x 2" x 24" mixed species stake (50/bundle)
9300-4555	1" x 2" x 24" notched mixed species stake (50/bundle)
9300-4560	2" x 2" x 48" SPF stake (25/bundle)
9300-4561	2" x 4" x 24" SPF wedge stake (50/bundle)
9300-4563	2" x 2" x 60" SPF stake (25/bundle)
9300-4565	2" x 2" x 72" SPF stake (25/bundle)

Tree Stakes

SKU	Description
24012015	1" x 2" x 12" redwood stake
24012025	1" x 2" x 18" redwood stake
24012040	8' x 1-1/2" treated square stake
24060610	6' x 2" tree stake Colorado
24060620	2" x 6' tree stake
24060625	6' x 2" treated tree stake
24060815	8' x 2" tree stake - Florida
24060820	2" x 8' wood tree stake
24060825	2" x 8' treated wood tree stake
24060830	3" x 8' wood tree stake
24061020	2" x 10' wood tree stake
24061025	2" x 10' treated wood tree stake
24061030	3" x 10' wood tree stake
24061035	3" x 10' treated wood tree stake
24061050	12' x 2" treated tree stake
24061100	6" x 6" x 8' DSTK timber stake
24990071	10' x 4" Douglas fir tree stake
24990100	8' x 2" square tree stake 4-pnt
24990101	6' x 2" square tree STK 4-pnt
54004614	1" x 2" x 48" stake pointed
54004734	2" x 2" x 60" stake true safety fence



Recycled Landscape Edging Products + Accessories

Epic Plastics sets the standard in quality landscape edging products and are made exclusively from recycled plastics. Our products continue to be the professional landscaper's choice for high-quality edging solutions and are widely used in the do-it-yourself market as well.

Epic Plastic's commitment to our environment is crucial to our success and sets us apart from our competition. Our products are made from recycled plastic feedstock. Those milk, shampoo and laundry detergent bottles you put out on the curb for recycling are the materials that make Epic Plastic's products.

We don't stop at just recycling. We don't burn fuels to make our products either. Epic Plastic's equipment is powered by electricity and releases zero carbon emissions during the manufacturing process. Through 2021, our process has saved 200 million pounds of post-consumer plastic from landfills. All of Epic's edging products are LEED approved, giving your project the boost it needs to go from Gold to Platinum certified.

FEATURES

- Flexible and consistent, supporting geometric to complex designs
- Quick and easy installation with minimal cleanup required
- Durable and reusable generating value job after job
- Stable pricing and readily available
- Environmentally friendly
- Raw materials sourced and all our products are manufactured in the U.S.
- Made from recycled material

APPLICATIONS

- Landscape edging
- Synthetic turf anchoring
- Concrete forms
- Pool edging guide
- Accurate tile/coping installation
- Geogrid edging
- Paver restraint/installation guide

SKU	Description
100036729	Benda Board redwood 1420 - actual: 1.82 cm x 8.5 cm x 6.04 m
100036733	Benda Board sand 1420 - actual: 1.82 cm x 8.5 cm x 6.04 m
100059386	Benda Board teak 1420 - actual: 1.82 cm x 8.5 cm x 6.04 m
100051993	Benda Board black 1420 - actual: 1.82 cm x 8.5 cm x 6.04 m
100036731	Benda Board redwood 2420 - actual: 3.47 cm x 8.63 cm X 6.04 m
100059389	Benda Board teak 2420 - actual: 3.47 cm x 8.63 cm X 6.04 m
100036730	Benda Board redwood 1620 - actual: 1.65 cm x 13.58 cm x 6.04 m
100059387	Benda Board teak 1620 - actual: 1.65 cm x 13.58 cm x 6.04 m
100082778	Benda Board black 1620 - actual: 1.65 cm x 13.58 cm x 6.04 m
100036732	Benda Board redwood 2616 - actual: 3.42 cm x 13.71 cm x 4.82 m
100041851	Epic Edge carmel brown 420 - actual: 1.40 cm x 8.5 cm x 6.09 m
100036756	Epic Edge carmel brown 620 - actual: 1.40 cm x 13.58 cm x 6.09 m
100060052	Edge EX black tube edging - actual: 2.84 cm x 13.2 cm x 6.09 m
100048028	Synthetic Turf Edge - actual: 3.81 cm x 3.81 cm x 3.65 m
100036740	Standard stake redwood - actual: 1.7 cm x 29.84 cm x 3.5 cm
100036741	Standard stake redwood - actual: 1.7 cm x 45.08 cm x 3.5 cm
100036742	Standard stake sand - actual: 1.7 cm x 29.84 cm x 3.5 cm
100046315	Standard stake carmel brown - actual: 1.7 cm x 29.84 cm x 3.5 cm
100078300	Standard stake black - actual: 1.7 cm x 29.84 cm x 3.5 cm
100082779	Standard stake black - actual: 1.7 cm x 45.08 cm x 3.5 cm
200079367	Redwood steel J stake 1x - actual: 3.42 cm x 32.38 cm x 3.25 cm
200079370	Redwood steel J stake 2x - actual: 3.81 cm x 27.94 cm x 4.44 cm
200079371	Sand steel J stake - actual: 3.42 cm x 32.38 cm x 3.25 cm
200102712	Black steel J stake - actual: 3.42 cm x 32.38 cm x 3.25 cm
200102648	Teak predrilled stake - actual: 1.7 cm x 29.84 cm x 3.5 cm
200102649	Teak predrilled stake - actual: 1.7 cm x 45.08 cm x 3.5 cm
200079368	Steel hairpin 1x - actual: 3.5 mm x 33.02 cm x 3.17 cm
200079369	Steel hairpin 2x - actual: 4 mm x 29.84 cm x 4.57 cm
200079375	#6 galvanized screws - 1-1/4"
200079376	#6 galvanized screws - 2"



Duraedge

Our landscape edging is made of high-quality, made-in-the-USA steel. It is available in a durable powder-coated finish, hot-dipped galvanized, unpainted or our new rusted finish. The J D Russell Company uses an exclusive shot blast preparation process before applying an ASTM-compliant powder coat for a durable, long-lasting finish.

FEATURES

Unique three-stage powder-coat prep system

- Step 1: Edging is run through a detergent prewash to remove oil and grease from the manufacturing process
- Step 2: Edging is processed through a shot blasting machine which removes debris, rust and etches the surface of the steel for proper powder-coat adhesion
- Step 3: Edging is powder coated using high-quality, TGIC-durable powder coating that is compliant with ASTM standards

Uses For Duraedge

In addition to being an attractive, durable separator between landscape medias, Duraedge has other time- and money-saving uses.

- Concrete Forming
 - Duraedge can be used as a convenient, time-saving alternative to wood forms for concrete work
 - Easily create custom curves for sidewalks with less effort than traditional forms – just form, pour and leave edging installed or remove it to reuse it
- Paver Edging
 - Duraedge is strong enough to support pavers at their edge creating clean, even lines and requires no extended aggregate compaction

SPECIFICATIONS

Available in:

- 14 gauge, 12 gauge, 1/8", 3/16" or 1/4" thickness
- Lengths of 8', 10' and 16'
- Custom sizes/custom layouts

OPTIONS

- Available in multiple finish options: powder coated, galvanized, raw steel or self-weathering
- Available in standard straight edge or with a rolled top edge (14-gauge thickness only) for high foot traffic areas where safety is a concern

Contact your local Ewing representative for more information and pricing.





Roadrunner Series Measuring Wheel

A Keson best seller. Each year, Keson sells tens of thousands of the 3-foot Roadrunner series measuring wheel. The easy-to-read, magnified counter measures 9,999 feet, 11 inches. The reset on the unit housing is reinforced to protect it when resetting the counter by foot.

FEATURES

- Pistol-grip handle
- Quick-snap cam locks
- Telescopes down to 23 inches
- Flip-down kickstand
- Safety reflector



SKU	Description
RR318N	Measuring wheel

RRT Series Measuring Wheel

The RRT series focuses on control and comfort. Counter can be reset on the handle or on the unit housing. Fold-down collapsing hinge reduces the measuring wheel to half its original size.

FEATURES

- Enhanced pistol-grip type handle
- Brake on pistol grip
- Gear and shaft transmission
- Reset on the handle and unit housing



SKU	Description
RRT12	Measuring wheel

Twisted Mason Twine

Twisted mason twine for mason lines and other marking needs. 10% more twine per spool.

FEATURES

- 18-gauge line with an approximate tensile strength of 160 pounds
- 275 feet = ¼ pound, 545 feet = ½ pound, 1,090 feet = 1 pound



SKU	Description
PT545	Twisted mason twine

Auto-Lock Tape Measure

The auto-lock features blades that stay out without the user needing to engage a lock. A push button releases the blade and enables it to retract. Rubber grip and compact housing.



FEATURES

- Automatic locking blades
- Nylon-coated
- High-impact, high-visibility case

SKU	Description
PG1825AL	Auto-lock tape measure

Professional Series Tape Measure

The professional series tape measure features a high-visibility Keson orange housing and boasts a stronger lock than chrome-and-toggle series. A rubber grip provides a comfortable and slip-resistant hold.



FEATURES

- Stainless-steel components
- Nylon-coated
- High-impact, high-visibility case

SKU	Description
PGPR01830	Professional series tape measure



Screed Level

Keson's screeding series is the best level for landscaping and concrete work. H-beam design provides superior strength. The vial is built directly into the tool, providing a degree of accuracy and consistency not achievable with clipped levels.

FEATURES

- Rugged 6063 aluminum alloy frame
- Shock-absorbing end caps
- Wide handles
- SOLA FOCUS vial

SKU	Description
LKS78	78-inch screed level
LKS39	39-inch screed level



No-Spill Gas Cans

The button makes it easy.

Our slogan is true. Simply press the button to pour. This is the easiest gas can to use on the market.

FEATURES

The Nozzle

- Push button control
- Automatic flow stop – the nozzle automatically stops the fuel flow, when the tank is full
- Fastest flow rate – patented nozzles flow up to twice as fast as other nozzles

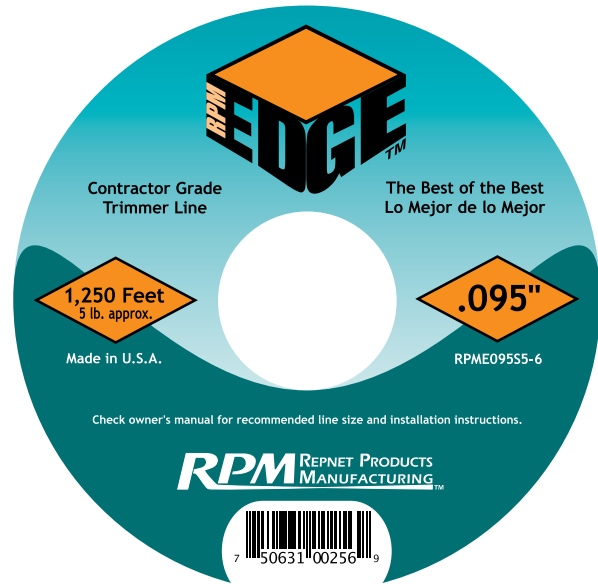
The Can

- Visible stripes on front and back of can allowing full visibility of fuel levels.
- Large neck opening
- Wide, stable design
- 3-year limited warranty
- Made in the USA

SKU	Description
NS1415	1.25-gallon gas can
NS1405	2.5-gallon gas can
NS1450	5-gallon gas can



6132	Nozzle assembly
0206	Flexible spout extension



Trimmer Line

FEATURES

- Increased line mass for increased impact and cutting power
- Square shape provides extra aggressive cutting
- Top end proprietary copolymer nylon
- Sets the standard for shaped line performance

Product (Case Size)	.095 dia.	.105 dia.	.130 dia.
1 lb. donut (12)	•	•	
3 lb. spool (9)	•	•	•
5 lb. spool (6)	•	•	•

SKU	Description	Size
RPMR095D1-12	CT-500 round green	.095 1# donut
RPMR105D1-12	CT-500 round green	.105 1# donut
RPMR095S3-9	CT-500 round green	.095 3# spool
RPMR105S3-9	CT-500 round green	.105 3# spool
RPMR095S5-6	CT-500 round green	.095 5# spool
RPMR105S5-6	CT-500 round green	.105 5# spool
RPME095D1-12	CT-950 square orange	.095 1# donut
RPME105D1-12	CT-950 square orange	.105 1# donut
RPME095S3-9	CT-950 square orange	.095 3# spool
RPME130S3-9	CT-950 square orange	.130 3# spool
RPME095S5-6	CT-950 square orange	.095 5# spool
RPME105S5-6	CT-950 square orange	.105 5# spool
RPM095D0.8-12	SL-980 black	.095 large donut 0.8 lb.
RPM105D0.8-12	SL-980 black	.105 large donut 0.8 lb.
RPM095S2.4-9	SL-980 black	.095 medium spool 2.4 lb.
RPM105S2.4-9	SL-980 black	.105 medium spool 2.4 lb.
RPM095S4-6	SL-980 black	.095 large spool 4 lb.
RPM105S4-6	SL-980 black	.105 large spool 4 lb.



Big Gulp™ Pro Pump

FEATURES

- The only pump that completely disassembles for easy cleaning and longer life
- 36" pump with 72" flexible outlet hose
- Thick, heavy-duty polycarbonate cylinder body will not break
- Pump shaft – aircraft aluminum – low flexibility and virtually unbreakable
- Exclusive MudGuard comes standard – minimizes clogging, makes pumping easier



SKU	Description
A-G3672-CK	Big Gulp™ pro pump

Gulp™ Pro Pump

FEATURES

- The only pump that completely disassembles for easy cleaning and longer life
- 22" pump with 36" flexible outlet hose
- Thick, heavy-duty polycarbonate cylinder body will not break
- Pump shaft – aircraft aluminum – low flexibility and virtually unbreakable
- Exclusive MudGuard comes standard – minimizes clogging, makes pumping easier



SKU	Description
A-G1236-C	Gulp™ pro pump

Gulp™ Pro Syringe

FEATURES

- 24" length with 17" hose
- 17" tube for getting into the smallest openings




SKU	Description
A-G125-C	Gulp™ pro syringe





Winter Products



Marking Stakes



Carrying Case



Installation Tools



LEAN ON US

Ice Burner™ Treated

Ice Burner™ Treated is specially formulated to enhance the deicing performance of salt. This solution activates the deicing process immediately for quick and powerful removal of ice and snow.

- Effective to minus 20° range
- Superior lasting performance
- Color-coated purple for visual coverage
- Provides instant traction
- Prevents bonding of ice to walkway surfaces



SKU	Description
8708472	Ice Burner™ Treated 50lb bag

Ice Burner™ Responsible

Ice Burner™ Responsible is specially formulated with PG-99, to enhance the deicing performance of salt. The PG-99 solution activates the deicing process immediately for quick and powerful removal of ice and snow. Ice Burner™ Responsible has been designed to provide instant traction control and corrosion inhibitors have also been added for enhanced safety.

- Effective to minus 20° range
- Enriched with PG-99 solution and CMA
- Less harmful to vegetation*
- Pet-friendly choice
- Provides immediate and response-extended melt life
- Color-coated green for visual coverage

**When used as directed*



SKU	Description
8708572	Ice Burner™ Responsible 50-lb bag

Ice Burner™ Ultimate

Ice Burner™ Ultimate is premium ice melter, formulated with calcium chloride and PG-99 solution to activate the deicing process immediately for quick and powerful removal of ice and snow. Ice Burner™ Ultimate performs at extremely low temperatures, minus 30° range.

- Effective to minus 30° range
- Enriched with calcium chloride
- Exceptionally fast-acting formulation
- Superior lasting performance
- Provides immediate response
- Color-coated blue for visual coverage



SKU	Description
8708672	Ice Burner™ Ultimate 50-lb bag

ULTRAVIOLET

Ultraviolet Inc. Ice Melt

FEATURES

- Lab tested
- More effective than rock salt with less tracking and dust
- Creates instant traction
- Ideal for residential and commercial application
- Purple, organic non-staining dye for controlled application
- With proper application not harmful to vegetation
- Pet and environmentally friendly
- Safer on concrete

SPECIFICATIONS

- 49 50-pound bags per pallet
- Pallet dimensions: 40" (W) x 48" (L) x 36" (H)
- Pallet weight: 2,500 lbs.

Purple Heat

Purple Heat, the original, bestselling "Purple Stuff" is an 8% magnesium chloride and solar salt blend. It effectively melts ice and snow in frigid temperatures as low as minus 15°F / minus 26°C. Purple Heat creates instant traction and minimizes the accumulation of snow and ice during and after storms and can be used to prevent snow from sticking and ice from forming. It contains a purple, organic non-staining dye for controlled application. Purple Heat is safe on concrete and is pet and environmentally friendly with suggested application.



SKU	Description
55105130	Purple Heat ice melt pallet

Bulk Coarse Solar Salt

This dried and screened solar salt is white crystalline sodium chloride harvested through natural solar evaporation processes from brines from the Great Salt Lake in Utah. It effectively melts snow and ice in temperatures as low as minus 7° F. The packaging of 2,500 or 2,000 lb. super sack with fork lift-friendly straps and bottom funnel provides ease of dispensing into large truck-mounted spreaders. A Clear Roads Qualified product and the choice of many municipalities.



SKU	Description
55990012	2,500 lb. super sack

Ice Crusher

Ice Crusher utilizes the exothermic melting power of calcium chloride. This 8% blend will quickly and effectively melt snow and ice in temperatures as low as minus 15°F / minus 26°C. It contains a purple, organic non-staining dye for controlled application. Ice Crusher is safe on concrete and is pet and environmentally friendly with suggested application.



SKU	Description
55103120	Ice Crusher ice melt pallet

Ultraviolet Snow & Ice Melt

Ultraviolet Snow & Ice Melt is an economical blend of all-natural snow and ice melting minerals. Effective in melting snow and ice in temperatures as low as minus 7° F. Ultraviolet Snow & Ice Melt can be applied before accumulation to prevent snow from sticking and ice from forming. With an organic, non-staining violet dye, application is visible even under inclement conditions. When used as directed, Ultraviolet Snow & Ice Melt is safe for concrete, landscape and pets.



SKU	Description
55105115	Ultraviolet Snow & Ice Melt pallet

FreezGard® CI Plus Liquid

30% magnesium chloride with corrosion inhibitors

Produced naturally from the Great Salt Lake, FreezGard® CI Plus is specially formulated for deicing and anti-icing. It reduces the need for sand and gravel and their associated spring cleanup. FreezGard® remains active (liquid) at cold temperatures while minimizing precipitates down to zero degrees Fahrenheit. A Clear Roads Qualified product and the choice of many municipalities.


SPECIFICATIONS

- 275-gallon tote
- 40" (W) x 48" (L) x 46" (H)
- 3,150 lbs.



SKU	Description
55990015	FreezGard® CI Plus liquid

Landscape Lighting





Big Smoky LED MR16

The most innovative, durable and versatile up-or-down light fixture in the industry. The all-brass Big Smoky in natural bronze finish comes standard with 5W LED lamp, additional ¼" double frost tempered glass lens, Ewing/Advantage Contractor's Parts-Pak and 2-pack Crimp-Lok waterproof wire connectors. All this included in the box makes the Ewing Advantage program the landscape industry's best value.

SPECIFICATIONS

- Material: cast brass
- Finish: natural bronze (NBZ)
- Lens: clear flat tempered glass (additional ¼" thick frost lens incl.)
- Lead wire: 10' 16awg SPT-2
- Dimensions: 6½"(H) x 2¾"(W)
- Max lamp: 50W MR16 (LED MR16 5W installed)
- Mounting option: 8" PVC ground stake included



SKU	Description
19710055	Big Smoky LED MR16

Cast Micro Bullet LED MR16

The all-brass Cast Micro Bullet up light in natural bronze finish comes standard with 4W LED lamp, additional ¼" double frost tempered glass lens, Ewing/Advantage Contractor's Parts-Pak and 2-pack Crimp-Lok waterproof wire connectors. All this included in the box makes the Ewing Advantage program the landscape industry's best value.

SPECIFICATIONS

- Material: cast brass
- Finish: natural bronze (NBZ)
- Lens: clear flat tempered glass (additional ¼" thick frost lens incl.)
- Lead wire: 10' 16awg SPT-2
- Dimensions: 4¾"(H) x 2½"(W)
- Max lamp: 35W MR16 (LED MR16 4W installed)
- Mounting option: 8" PVC ground stake included



SKU	Description
19700045	Cast Micro Bullet LED MR16

E.T. Wall Washer LED T3/G4

The all brass E.T. Wall Washer up light in natural bronze finish comes standard with 2.5W LED IP67 lamp, frost and clear thick tempered glass lens, Ewing/Advantage Contractor's Parts-Pak and 2-pack Crimp-Lok waterproof wire connectors. All this included in the box makes the Ewing Advantage program the landscape industry's best value.

SPECIFICATIONS

- Material: cast brass
- Finish: natural bronze (NBZ)
- Lens: frost installed (additional thick clear lens incl.)
- Lead wire: 10' 18awg SPT-1
- Dimensions: 3"(H) x 4½"(W)
- Max lamp: 35W T3/G4 (LED T3/G4 2.5W IP67 installed)
- Mounting option: 8" PVC ground stake included
- Light spread: 6' x 4' (approx. when placed at 2ft.)



SKU	Description
19701025	E.T. Wall Washer - LED T3/G4

Petite Luna Classico 4" LED T3/G4

The all-brass Petite Luna Classico path light w/ 4" shade in natural bronze finish comes standard with 2.5W LED IP67 lamp, frost polycarbonate lens, Ewing/Advantage Contractor's Parts-Pak and 2-pack Crimp-Lok waterproof wire connectors. All this included in the box makes the Ewing Advantage program the landscape industry's best value.

SPECIFICATIONS

- Material: cast brass
- Finish: natural bronze (NBZ)
- Lens: high-impact frost polycarbonate lens
- Lead Wire: 10' 16awg SPT-2
- Dimensions: 16"(H) x 4¼"(W)
- Max lamp: 20W T3/G4 (LED T3/G4 2.5W IP67 installed)
- Mounting option: 9" PVC ground stake included
- Light spread: 6'



SKU	Description
19702025	Petite Luna Classico 4"- LED T3/G4



Luna Classico 6" - LED T3/G4

The all brass Luna Classico path light w/ 6" shade in natural bronze finish comes standard with 2.5W LED IP67 lamp, frost polycarbonate lens, Ewing/Advantage Contractor's Parts-Pak and 2-pack Crimp-Lok waterproof wire connectors. All this included in the box makes the Ewing Advantage program the landscape industry's best value.

SPECIFICATIONS

- Material: cast brass
- Finish: natural bronze (NBZ)
- Lens: high-impact frost polycarbonate lens
- Lead wire: 10' 16awg SPT-2
- Dimensions: 20"(H) x 6"(W)
- Max lamp: 20W T3/G4 (LED T3/G4 2.5W IP67 installed)
- Mounting option: 9" PVC ground stake included
- Light spread: 8'



SKU	Description
19702125	Luna Classico 6" - LED T3/G4

Luna Flores Path Light - LED T3/G4

The all-brass upgraded Luna Flores path light w/ 8" shade in natural bronze finish comes standard with 2.5w LED IP67 lamp, frost polycarbonate lens, Ewing/Advantage Contractor's Parts-Pak and 2-pack Crimp-Lok waterproof wire connectors. All this included in the box makes the Ewing Advantage program the landscape industry's best value.

SPECIFICATIONS

- Material: cast brass
- Finish: natural bronze (NBZ)
- Lens: frost glass installed (additional clear glass incl.)
- Lead wire: 10' 16awg SPT-2
- Dimensions: 20"(H) x 8" diameter shade
- Max lamp: 35W T3/G4 (LED T3/G4 2.5W IP67 installed)
- Mounting option: 9" PVC ground stake included
- Light spread: 7-8'



SKU	Description
19711525	Luna Flores path light - LED T3/G4

Square Modern Path Light - LED T3/G4

The all-brass upgraded Square Modern path light in natural bronze finish comes standard with 2.5W LED IP67 lamp, Frost polycarbonate lens, Ewing/Advantage Contractor's Parts-Pak and 2-pack Crimp-Lok waterproof wire connectors. All this included in the box makes the Ewing Advantage program the landscape industry's best value.

SPECIFICATIONS

- Material: cast brass
- Finish: natural bronze (NBZ)
- Lens: frost polycarbonate lens installed (additional clear lens incl.)
- Lead wire: 10' 16awg SPT-2
- Dimensions: 24"(H) x 6" diameter shade
- Max lamp: 20W T3/G4 (LED T3/G4 2.5W IP67 installed)
- Mounting option: 9" PVC ground stake included
- Light spread: 6-7'



SKU	Description
19712025	Square Modern path light - LED T3/G4

7" Integrated LED Hardscape Fixture

The brass integrated LED hardscape fixture in natural bronze finish comes standard with frost resin coating to help soften light output on a variety of surfaces.

This incredibly versatile fixture comes with three different stainless-steel mounting options – under capstone, flush on wall mount and direct top mount for under ledge, lip or rail mounting. Of course, this fixture includes the Ewing/Advantage program 2-pack Crimp-Lok waterproof wire connectors as well.

SPECIFICATIONS

- Material: cast brass & stainless steel
- Finish: natural bronze (NBZ)
- Lens: frost resin coating to protect integrated LEDs
- Lead wire: 10' 18awg SPT-1
- Dimensions: 7"(L) x 3/4"(H) x 3/4"(D)
 - Under capstone bracket 7"(L) x 3"(D)
 - Two additional mounts 7"(L) x 1/2"(D)
- Max lamp: 3W integrated led component included (field replaceable)
- Light spread: 4' x 4' (when mounted at 4' high).



SKU	Description
19703535	7" Integrated LED hardscape fixture



Deck Lite – LED T3/G4

The cast brass deck lite in natural bronze finish comes standard with 2.5w LED IP67 lamp, frost tempered glass lens, Ewing/ Advantage Contractor's Parts-Pak and 2 pack Crimp-Lok waterproof wire connectors. All this included in the box makes the Ewing Advantage program the landscape industry's best value.



SPECIFICATIONS

Material: cast brass
Finish: natural bronze (NBZ)
Lens: frost tempered glass lens
Lead wire: 10' 18awg SPT-1
Dimensions: 3.5"(Dia) X 2"(H)
Max lamp: 20W T3/G4 (LED T3/G4 2.5W IP67 installed)
Mounting option: surface mounting screws & anchors included
Light spread: 4' (at 4' high fixture placement)

SKU	Description
19703025	Deck lite – LED T3/G4

DOLLAR FOR DOLLAR - POUND FOR POUND



THE EWING ADVANTAGE

EWING IS THE EXCLUSIVE SUPPLIER OF ADVANTAGE LIGHT SOURCE FIXTURES AND ADDS IN FEATURES JUST FOR CONTRACTORS.

THE EWING ADVANTAGE ADDED FEATURES INCLUDES:

- PRE-ASSEMBLED WITH 10 FOOT WIRE LEADS
- PREMIUM CRIMP-LOK CONNECTORS
- ANTIQUE MATTE BRONZE FINISH
- COB LED LAMPS INCLUDED
- THE INDUSTRY'S FIRST AND ONLY COMPLIMENTARY CONTRACTOR'S PARTS-PAK

Lighting Tip!

CHECK OUT THESE TIPS TO UPSELL LIGHTING ON EVERY JOB!

LEAN ON US

Chameleon Series Lamps

Brilliance Chameleon lamps are Wi-Fi enabled and offer RGBW output with 80 CRI. Use the Brilliance Smart app from anywhere to control dimming and change colors from 2200K to 5700K and a wide range of reds, greens and blues. Lamp life is 50,000 hours and includes a five-year warranty. Compatible with both Android and iOS.



Specifications	Chameleon G4	Chameleon MR16	Chameleon PAR36
Wattage	2.5	6	9
Lumens	190-250	328-441	442-686
Beam spread	Omni-directional	38°	15°, 30°, 60°
Input voltage	8-18 VAC/DC/60 Hz	11-18 VAC/DC/60Hz	8-25 VAC/DC/60Hz
Replaces	20W Halogen	35W Halogen	35W Halogen
IP	65	61	67
Dimensions	0.86" x 2.16"	2" x 2"	4.37" x 2.29"

SKU	Description
29991099	Chameleon G4 lamp - 3.5W 2700K
29107294	Chameleon MR16 lamp - 6W 38DEG
29991062	Chameleon PAR36 lamp - 6W 15DEG
29991063	Chameleon PAR36 lamp - 6W 30DEG
29991064	Chameleon PAR36 lamp - 6W 60DEG
29991073	Chameleon programming puck

Strip Light

The Brilliance AC flexible Strip Light is rated for outdoor use and is easy to install. The LEDs on this strip light are encased in non-yellowing material. Available in 82.25' reels (25 meters) or 32.8' half reels (10 meters). UL Listed E487030.



SPECIFICATIONS

- Wattage: 1.8 per meter
- Lumens: 45 per ft.
- Kelvin temperature: 2700, 3000, 5000
- Operating range: 8-16 VAC/DC
- CRI: 80
- IP: 65
- Lamp life (hours): 35,000
- Warranty (years): 3
- Dimensions: 0.53" x 11.81" x 0.24"

SKU	Description
29990009	Gen3 LED strip light 82ft 2700K
29991019	Gen3 LED strip light 32ft. 2700K

Brilliance Organics Directional Light

The Brilliance Organics Directional Light is a sustainable MR16 fixture that uses a blend of bamboo, an organic and fast-renewable resource, and polypropylene. This composite blend reduces our carbon footprint and conserves fossil resources. The Organics features the same toolless design as our Metal Works line for ease of installation, as well as multiple points of articulation of the fixture knuckle. Plus it offers superior Wi-Fi signal propagation, and it is made in America.



Includes:

- LightingShrink® professional crimp and heat shrink cable connector
- Bamboo/polypropylene blend mounting stake
- Option of lamp: Chameleon MR16; Ecostar MR16, 4W, 3000K, 30°; Ecostar MR16, 4W, 2700K, 30°

Finish: Composite blend of bamboo and polypropylene

Warranty: Lifetime repair or replacement

Description

ORGANICS-DL-MR16-BAMBOO-ECO-4-2700-30
ORGANICS-DL-MR16-BAMBOO-ECO-4-3000-30
ORGANICS-DL-MR16-BAMBOO-MR16-CHAMELEON

Line-Voltage Bistro String Light Kit

The Brilliance Line-Voltage Bistro String Light Kit is designed with two-way mounting holes at each lamp position. This allows for easy installation, eliminates the need for zip ties and creates a more secure installation. The connection points are weather sealed, making all 48 feet of string outdoor ready. Kit includes 24 S14 filament, 2.5W, 2700K lamps; bistro string and two replacement fuses. U.S. Patent D8989865. Includes two-year warranty.



Description

Line-voltage bistro string kit

Smart Socket 2.0

The Brilliance Wi-Fi Smart Socket 2.0 is designed specifically for landscape lighting transformers and plugs directly into 120 VAC outlets. Remotely control your entire lighting system from anywhere in the world with the Brilliance Smart app. Compatible with both Android and iOS.



SPECIFICATIONS

- Operating range: -29°F to 118°F
- Capacity: 10 amps
- ETL Listed Mark: 5018060
- Warranty (years): 1
- Dimensions: 1.87" x 1.81" x 1.87"

SKU

Description

29991020 Wi-Fi Smart Socket 2.0

FXLuminaire



SRP Strip Light

The SRP strip light is ideal for illuminating stair ledges, outdoor patios, hardscape elements and more, making it the perfect way to grow any lighting business. The innovative design of the SRP strip light makes it far easier and convenient to install strip lighting – even for contractors who’ve never done it before. With everything included, they’ll never want to install strip lights the old way again.

FEATURES

- Extruded silicone body reduces hot spots, produces soft light distribution and protects against harsh environments
- Two color temperature options offer a warm (2,700K) or soft (3,000K) look
- 12 VAC power ensures compatibility with any low-voltage lighting transformer
- 2" (51 mm) cutmarks for precision customization
- A high IP65 rating ensures dust-proof and water-resistant performance
- Optional aluminum channel flush mount simplifies installation on hardscape and under ledges
- Compatibility with Luxor® low-voltage CUBE lets contractors add zoning and dimming capabilities

SPECIFICATIONS

Width: 0.6" (15 mm)

Length: 10' (3.1 m) or 40' (12.2 m)

Height: 0.6" (15 mm)

Lamp: Integrated LED

SKU	Description
SRP-10-W / SRP-10-S	SRP strip light
SRP-40-W / SRP-40-S	SRP strip light
59272805	SRP strip connectors
59272806	SRP channel mount for strip light 3 pack
59272807	SRP cutting tool
59272808	SRP hardscape mount



NP Up Light

The NP is our most versatile LED up light, and is engineered to accommodate all aspects of your up-lighting needs. By coupling the proper light intensity with one of the provided color filters, your designer can fine tune the NP to beautifully enhance every landscape feature.

FEATURES

- Die-cast aluminum
- Two-layer marine-grade anodization and powder coat-finish
- Cree® integrated LEDs
- ProAim™ adjustability
- Color temperature filters
- Compatible with Luxor® technology
- Phase and PWM dimmable
- Input voltage: 10-15V

SPECIFICATIONS

Width: 2.66" (68 mm)

Height: 8.38" (213 mm)

L-Shroud: 10.3" (262 mm)

Lamp: 3, 6, 9 LEDs

Material: Aluminum

Finishes: BZ, DG, WI, SB, FB, WG, FW, AL and SV

SKU*	Description
NP-3LED	NP up light
NP-3LED-LS	NP up light
NP-6LED	NP up light
NP-6LED-LS	NP up light
NP-9LED	NP up light
NP-9LED-LS	NP up light
NP-ZD	NP up light
NP-ZD-LS	NP up light
NP-ZDC	NP up light
NP-ZDC-LS	NP up light

*The finish type for the fixture will be placed at the end of the SKU. Ordering example: NP-3LED-BZ



NL Up/Down Light

Engineered to bridge the gap between indoor and outdoor lighting applications, the low-voltage NL up/down scone provides a high-performance, bidirectional solution for lighting contractors, A/V integrators and hardscape designers alike. Wall-mounted, geometric square down light or up/down scone in 3, 6, or 9 LED. Available in aluminum or brass construction. RGBW option available for use with Luxor® lighting control systems.

FEATURES

- At just 3.2" (81 mm) wide, it's ideal for standard 4" (25 mm) wooden posts, as well as rafters, metal beams and stone columns
- Up/down configuration can illuminate both upwards and downwards, creating more dynamic effects than the original NL down light
- Provides ambient lighting, framing, transition points, perimeter lighting, and accenting
- Compatible with Luxor® technology for zoning, dimming and color, with separate control of the up and down configurations
- Accommodates 3, 6, 9 or ZDC boards and is available in a range of finishes for maximum design flexibility

SPECIFICATIONS

Width: 3.2" (81 mm)

Depth: 3.3" (84 mm)

Length: 7.3" (185 mm)

Lamp: 3, 6, and 9 LEDs

Material: Aluminum

Finishes: BSAB, BSAT, CUAB, CUAT, CU, BS, BZ, DG, WI, SB, FB, WG, FW, AL and SV

SKU*	Description
NL-3LED-UD	NL up/down light
NL-3LED-UD-CR	NL up/down light
NL-ZD-3LEDT-UD	NL up/down light
NL-ZD-3LEDT-UD-CR	NL up/down light
NL-ZD-6LED-UD	NL up/down light
NL-ZD-6LED-UD-CR	NL up/down light
NL-ZD-9LED-UD	NL up/down light
NL-ZD-9LED-UD-CR	NL up/down light
NL-ZDC-UD	NL up/down light
NL-ZDC-UD-CR	NL up/down light

*The finish type for the fixture will be placed at the end of the SKU. Ordering example: NL-3LED-UD-BZ



M-PK Path Light

The ultra-modern M-PK path light combines the versatility of die-cast aluminum with minimalist aesthetics to complement a range of contemporary installations. The stylish M-PK path light adds elegance and sophistication to any project.

FEATURES

- Tamper-resistant features
- Die-cast aluminum
- Two-layer marine-grade anodization and powder coat finish
- Cree® integrated LEDs
- Compatible with Luxor® technology
- Phase and PWM dimmable
- Input voltage: 10-15V

SPECIFICATIONS

Length: 22.5" (572 mm)

Depth: 4.7" (119 mm)

Width: 2.2" (55 mm)

Lamp: 1 and 3 LEDs

Material: Aluminum

Finishes: BZ, DG, WI, SB, FB, WG, FW, AL and SV

SKU*	Description
M-PK-1LED	M-PK path light
M-PK-ZD-1LED	M-PK path light
M-PK-3LED	M-PK path light
M-PK-ZD-3LED	M-PK path light
M-PK-ZDC	M-PK path light

*The finish type for the fixture will be placed at the end of the SKU.

Ordering example: M-PK-ZD-3LED-BZ



FXLuminaire.



Luxor® Controller

Luxor® is the most advanced and flexible low-voltage lighting control system on the market. In addition to incorporating zoning, dimming, and color into a single controller, Luxor® provides the ability to create up to 40 distinct themes, and comes preset with calendar-based programming, timed sunrise and sunset offsets, and dual 15V outputs. With the Luxor® Cloud app, you can adjust fixture intensity and color, create unique themes and fine-tune your color palette for special occasions – right from the palm of your hand.

FEATURES

- Zoning, dimming and color control capabilities
- Up to 250 independently adjustable lighting groups
- Up to 40 custom themes for special celebrations
- Preset calendar-based programming
- Timed sunrise and sunset offsets
- Smart device app control
- Smart home compatible
- Remote site management

SPECIFICATIONS

Width: 8" (203 mm)

Depth: 5" (127 mm)

Height: 13" (330 mm)

Models: 150 or 300 watts

Finishes: SS and M

SKU	Description
LUX-300-SS	Luxor® controller
LUX-300-M	Luxor® controller



DX Controller

The DX controller is an easy-to-program, low-voltage lighting transformer for customers with intermediate on/off lighting control needs. It's the only digital facepack-controlled transformer with astronomical timing and event-based programming capabilities pre-installed, so there is no need for plug-in accessories such as timers and photocells.

FEATURES

- Digital facepack control with built-in astronomical timing
- External input option
- Event-based programming with timed offsets
- 150- and 300-watt models
- Multi-tap output (12V, 13V, 14V)
- Powder-coated galvanized steel and stainless-steel options
- UL-1838, UL-379 compliant

SPECIFICATIONS

Width: 7.14" (181 mm)

Depth: 5.04" (128 mm)

Height: 11.4" (290 mm)

Models: 150 or 300 watts

Finishes: SS and M

SKU	Description
DX-150-SS	DX controller
DX-150-M	DX controller
DX-300-SS	DX controller
DX-300-M	DX controller



FXLuminaire®

**Ask your local branch about
NIGHT DEMOS of
FX Luminaire products**

LEAN ON US

FXLuminaire.



EX Transformer

The EX transformer provides an economical, low-wattage power and control option for LED lighting projects.

FEATURES

- 150 watts
- Single 15-volt output tap
- Compact design
- Powder-coated steel or stainless steel options
- Compatible with most plug-in astronomical timers and photocells
- UL-1838, UL-379 compliant

SPECIFICATIONS

Width: 5.5" (140 mm)

Depth: 4.8" (122 mm)

Height: 12.3" (312 mm)

Models: 150 watts

Finishes: SS and M

SKU	Description
EX-150-SS	EX controller
EX-150-M	EX controller



MR-16, G4, and PAR-36 Eco LED Lamps

The fully potted design of our MR-16 LED Lamps effectively protects against water intrusion and exposure to the elements. G4 LED Lamps are designed with a protective clear silicone capsule to prevent lumen loss. Their low VA allows you to include more lamps per job without adding additional transformers. Powerful PAR-36 Eco Lamps are perfect for applications that require a high output.

FEATURES

- Low VA consumes less transformer capacity to maximize energy savings
- Fully potted design protects LEDs from debris and water intrusion
- Choose from a wide range of output, beam angle, and color temperature options

SKU	Description
MR16-ECO-20-W-FL	MR-16 Eco LED Lamp
MR16-ECO-20-W-WF	MR-16 Eco LED Lamp
MR16-ECO-50-W-FL	MR-16 Eco LED Lamp
MR16-ECO-50-W-WF	MR-16 Eco LED Lamp
G4LED-10-W	G4 LED Lamp
G4LED-20-W	G4 LED Lamp
G4LED-35-W	G4 LED Lamp
PAR36ECO-35-W-FL	PAR-36 Eco Lamp
PAR36ECO-35-W-WF	PAR-36 Eco Lamp
PAR36ECO-35-S-FL	PAR-36 Eco Lamp
PAR36ECO-35-S-WF	PAR-36 Eco Lamp
PAR36ECO-50-W-FL	PAR-36 Eco Lamp
PAR36ECO-50-W-WF	PAR-36 Eco Lamp
PAR36ECO-50-S-FL	PAR-36 Eco Lamp
PAR36ECO-50-S-WF	PAR-36 Eco Lamp

Sollos Grab 'n Go



For all of your landscape lighting solutions

- Unmatched value, quality and warranty
- Grab 'n Go offers a systemization for ease of selling and winning more jobs
- Take the guess work out of estimating to spend more time bidding and installing lighting
- Scalable pricing format to determine product needs and costs quickly and easily
- Product mix offers flexibility of design, size of project and site demands
- Allows for a 5-year warranty on aluminum (TZ) and lifetime warranty on antique brass (AB)
- 20-year LED lamp warranty

Sollos Integrated Transformer

Integrated transformer 120V

FEATURES

- Integral photocell and timer to allow operation manually, automatically or on a timer
- Automatically turns lights on at dusk and off at dawn
- Resettable circuit breakers to prevent overloads and short circuits
- Plug-in ready
- Stainless-steel enclosure
- Backed by a two-year limited warranty
- Included in both Sollos textured bronze aluminum and antique brass Grab 'n Go



SKU	Description
997014	TR12SS-INT-120

Sollos Contemporary Bullet

6.5" contemporary bullet with 8" stake

FEATURES

- Die-cast aluminum
- Shipped with MR16BAB LED lamp
- UV-resistant powder coat, two silicone O-rings for watertight seal
- Includes two silicone-filled direct-burial wire nuts
- Gasketed and sealed knuckle to prevent water intrusion
- 8" ABS ground stake included
- Part of Sollos textured bronze aluminum Grab 'n Go



SKU	Description
921363S	BCB065-TZ-MR16BAB/827/LED

Sollos Straight Hat

4" straight hat, 8" ground stake

FEATURES

- Die-cast aluminum
- Shipped with JC3 2.5W IP65 LED lamp
- UV-resistant powder coat, two silicone O-rings for watertight seal
- Includes two silicone-filled direct-burial wire nuts
- 8" ABS ground stake included
- Part of Sollos textured bronze aluminum Grab 'n Go



SKU	Description
913148S	PSH040-TZ-12-JC3/830/IP65/LED

Sollos Straight Hat

5.5" straight hat, 8" ground stake

FEATURES

- Die-cast aluminum
- Shipped with JC3 2.5W IP65 LED lamp
- UV-resistant powder coat, two silicone O-rings for watertight seal
- Includes two silicone-filled direct-burial wire nuts
- 8" ABS ground stake included
- Part of Sollos textured bronze aluminum Grab 'n Go



SKU	Description
915310S	PSH055-TZ-15-JC3/830/IP65/LED

Sollos Straight Hat

7.5" straight hat, 8" ground stake

FEATURES

- Die-cast aluminum
- Shipped with JC3 2.5W IP65 LED lamp
- UV-resistant powder coat, two silicone O-rings for watertight seal
- Includes two silicone-filled direct-burial wire nuts
- 8" ABS ground stake included
- Part of Sollos textured bronze aluminum Grab 'n Go



SKU	Description
915314S	PSH075-TZ-15-JC3/830/IP65/LED



Sollos Dome Hat

8.3" dome, 15" stem, 8" ground stake

FEATURES

- Die-cast aluminum
- Shipped with JC3 2.5W IP65 LED lamp
- UV-resistant powder coat, two silicone O-rings for watertight seal
- Includes two silicone-filled direct-burial wire nuts
- Underside of 8.3" diameter hat is coated with white reflective paint for optimum output and diffusion
- 8" ABS ground stake included
- Part of Sollos textured bronze aluminum Grab 'n Go



SKU	Description
915312S	PD0083-TZ-15-JC3/830/IP65/LED

Sollos Flood Light

Flood reflector, 8" ground stake

FEATURES

- Die-cast aluminum
- Shipped with JC3/830/IP65 LED lamp
- Shipped with frosted tempered glass
- Include clear accessory lamp in box
- UV-resistant powder coat, two silicone O-rings for watertight seal
- Includes two silicone-filled direct-burial wire nuts
- 8" ABS ground stake included
- Part of Sollos textured bronze aluminum Grab 'n Go



SKU	Description
995414S	FRF057-TZ-JC3/830/IP65/LED

Sollos Ledge Light

LED ledge light

FEATURES

- Die-cast aluminum
- 0.6 W, 2700K LED
- UV-resistant powder coat, two silicone O-rings for watertight seal
- Includes two silicone-filled direct-burial wire nuts
- 8" ABS ground stake included
- Part of Sollos textured bronze aluminum Grab 'n Go



SKU	Description
99961	LLA055-TZ/827/LED

Sollos Contemporary Bullet

6.5" contemporary bullet, 8" stake

FEATURES

- Die-cast antique brass
- Shipped with MR16BAB LED lamp
- UV-resistant powder coat, two silicone O-rings for watertight seal
- Includes two silicone-filled direct-burial wire nuts
- Gasketed and sealed knuckle to prevent water intrusion
- 8" ABS ground stake included
- Part of Sollos antique brass Grab 'n Go



SKU	Description
921322S	BCB065-AB-MR16-BAB/827/LED

Sollos Traditional Hat

4" traditional hat, 12" stem, 8" stake

FEATURES

- Die-cast antique brass
- Shipped with JC3 2.5W IP65 LED lamp
- UV-resistant powder coat, two silicone O-rings for watertight seal
- Includes two silicone-filled direct-burial wire nuts
- 8" ABS ground stake included
- Part of Sollos antique brass Grab 'n Go



SKU	Description
915445S	PTH040-AB-12-JC3/830/IP65/LED

Sollos Pendant Light

4.3" pendant light

FEATURES

- Cast-brass housing
- Clear tempered lens
- Includes MR16 WFL 10W
- 16' stainless-steel hanger included
- Part of Sollos antique brass Grab 'n Go



SKU	Description
943021S	HLS043-AB-MR16FL10/827/LED

Sollos Flood Reflector

Flood reflector 12VAC

FEATURES

- Die-cast antique brass
- Shipped with JC3 2.5W IP65 LED lamp
- UV-resistant powder coat, two silicone O-rings for watertight seal
- Includes two silicone-filled direct-burial wire nuts
- 8" ABS ground stake included
- Part of Sollos antique brass Grab 'n Go



SKU	Description
995410S	FRF057-AB-JC3/A30/IP65/LED

Sollos Deck Post Light

3.3" Deck post light

FEATURES

- Die-cast antique brass
- Shipped with JC1/830/IP65 LED lamp
- Two silicone O-rings for watertight seal
- Includes two silicone-filled direct-burial wire nuts
- Dual set screws for secure and precise mounting
- Shock- and heat-resistant frosted tempered glass
- Silicone seal around lens prevents water intrusion
- Part of Sollos antique brass Grab 'n Go



SKU	Description
940023S	DPL033-AB-JC1/LED

Sollos Underwater Light

Underwater light 4.5W 10-15V 3000K

FEATURES

- Cast-brass body and cap with large thumb screws
- High-impact tempered flat glass
- 25' 18/2 SJTW cord
- Shipped with 4.5W MR16 3000K (81067) LED
- Three-year warranty
- Part of Sollos antique brass Grab 'n Go



SKU	Description
999998S	UWL-R33-AB-30K

Sollos Ledge Light

LED ledge light

FEATURES:

- Die-cast antique brass
- 0.6W, 2700K LED
- UV-resistant powder coat, two silicone O-rings for watertight seal
- Includes two silicone-filled direct-burial wire nuts
- 8" ABS ground stake included
- Part of Sollos antique brass Grab 'n Go



SKU	Description
99980	LLA055-AB/827/LED



Sollos ColorSplash® Product Family

ColorSplash® product family of bluetooth-controlled color-changing RGBW lamps and fixtures dazzle outdoor spaces

FEATURES

- RGBW color-changing landscape lighting
- MR16, PAR36 and hardscape ledge light
- Bluetooth-controlled RGBW landscape lighting via free Apple and Android apps
- Easy-to-use app allows full range of color and white light control, dimming, timing functions and zone creation
- No Wi-Fi networks to deal with or additional wiring required
- Ability to set seasonal colored themes using landscape lighting
- Can easily retrofit into an existing installation

SKU	Description
82099	MR16 FL6/RGBW/LED ColorSplash
82142	PAR36WFL10/RGBW/IP68 LED ColorSplash
27514	ColorSplash Bluetooth repeater
27516	LLA055-TB-RGBW GEN 2 TEXT BLK
27517	LLA055-TZ-RGBW GEN 2 TEXT BRZ
27518	LLA055-RGBW replacement module



Smart Lighting Controls

IlluminFx has updated its Gemini Series of smart timers and plugs. As the industry's pioneer in smart controls, Illuminfx has taken its experience and feedback and now introduces the new GM7 to replace the GM2, and the GM8 to replace the GM4.

GM7

Dual Smart Plug

- Two outlets on sides of plug (left and right) can be controlled together or independently.
- Side-mounted outlets eliminate interference (vs bottom outlet) with LV wiring in transformer
- New app features ability of contractor to create multiple "homes", or locations, each with virtually unlimited number of controlled devices
- Works with most Smart Home platforms like Amazon Alexa, Google Home, Samsung Smart Things, etc.
- Works with IFTTT – can integrate with sophisticated home automation systems like Crestron, Lutron, etc.
- 120V AC, 60Hz total (both outlets): 10 amps each or 15A combined
- Wireless Frequency: 2.4GHz wireless standard: IEEE802.11b/g/n
- Total max load: 15A



SKU	Description
GM7	Gemini 7 indoor and in-transformer Wi-Fi-enabled dual-outlet Smart Switch

GM8

Outdoor Dual Smart Plug

- Two outlets can be controlled together or independently.
- Perfect for controlling Christmas lights
- New app features ability of contractor to create multiple "homes", or locations, each with virtually unlimited number of controlled devices
- Works with most Smart Home platforms like Amazon Alexa, Google Home, Samsung Smart Things, etc.
- Works with IFTTT – can integrate with sophisticated home automation systems like Crestron, Lutron, etc.
- 120V AC, 60Hz total (both outlets): 10 amps each or 15A combined
- Wireless frequency: 2.4GHz Wireless Standard: IEEE802.11b/g/n
- Total max load: 15A
- Operating temp: -4°F~122° F
- Please vertically hang on the wall.



SKU	Description
GM8	Gemini 8 outdoor-rated Wi-Fi-enabled dual-outlet Smart Switch

In addition to the above timers, IlluminFx has a selection of smart transformer mounted dimming and timer controls, smart wall switch and wall panel dimmer and switch controls, and many other intelligent controls. Contact your Ewing branch for more details.

NeoGlow

IlluminFx has been providing the green industry with flexible linear lighting solutions since its founding in 2000. Twenty plus years of innovation and product development have helped the company introduce its latest generation of NeoGlow flexible LED strip lighting

Side-Bending NeoGlow

NeoGlow SideBend 10x10mm frosted 156 LEDs/M 12VAC 90+CRI 2700K IP65 10M reel

- Side bending great for curved walls, firepits, applications where you need even illumination downlight on a straight or curve




SKU	Description
CK-NGS10	Side bend straight in front end connector kit with 6 ft lead wire, and silicone end cap.
CK-NGS10-B	Side bend back side connector kit with 6 ft lead wire, and silicone end cap.
CK-NGS10-SR	Side bend right side connector kit with 6 ft lead wire, and silicone end cap.
CK-NGS10-SL	Side bend left side connector kit with 6 ft lead wire, and silicone end cap.
JC-NGS10-02	Jumper connector kit for NG10x10 side bend with 2 inch wire
JC-NGS10-48	Jumper connector kit for NG10x10 side bend with 48 inch wire
EC-NG10	Silicone end cap (10/bag)
UC-NG1010-200	10mm x 10mm NeoGlow U-Channel mounting track, 2M (78") length
UC-NG1010-2	10mm x 10mm NeoGlow mounting clip, 2cm length w/ screw (4pcs/pkg)

Top-Bending NeoGlow

NeoGlow TopBend 10x10mm frosted 156 LEDs/M 12VAC 90+CRI 2700K IP65 10M reel

- Top bending great for straight walls, and applications where you need even illumination in a straight or direct view application



SKU	Description
CK-NGT10	Top bend straight in front end connector kit with 6 ft lead wire, and silicone end cap.
CK-NGT10-B	Top bend back side connector kit with 6 ft lead wire, and silicone end cap.
CK-NGT10-SR	Top bend right side connector kit with 6 ft lead wire, and silicone end cap.
CK-NGT10-SL	Top bend left side connector kit with 6 ft lead wire, and silicone end cap.
JC-NGT10-02	Jumper connector kit for NG10x10 top bend with 2 inch wire
JC-NGT10-48	Jumper connector kit for NG10x10 top bend with 48 inch wire
EC-NG10	Silicone end cap (10/bag)
UC-NG1010-200	10mm x 10mm NeoGlow U-Channel mounting track, 2M (78") length
UC-NG1010-2	10mm x 10mm NeoGlow mounting clip, 2cm length w/ screw (4pcs/pkg)

IlluminFx Offers Additional sizes, colors, and styles of NeoGlow, plus RGB and RGBW options, along with power sources and controllers. Contact your Ewing branch for more details.

2104-BSO

This elegantly designed low-voltage wall light fixture is constructed of solid spun brass.

- Solid brass
- T3, LED
- 20W max.
- ABS ground stake
- 5½" x 6½"



SKU	Description
2104 BSO	Olde brass low-voltage wall light fixture

2106-BSO

This low-voltage up and accent fixture is constructed of heavy-gauge, extruded, solid brass for strength and reliability.

- Solid brass
- LED
- 5.5W max.
- ABS ground stake
- 2½" (DIA) x 6½" (D)



SKU	Description
2106 BSO	Olde brass low-voltage up and accent fixture

2116-CSN

Versatile and powerful, this low-voltage up and accent fixture is constructed of heavy-gauge, extruded, solid copper.

- Solid copper with brass base
- MR-16, LED
- 35W max.
- ABS ground stake
- 2½" (DIA) x 7¾" (D)



SKU	Description
2116 CSN	Brass low-voltage up and accent fixture

DL-2237

This compact and highly functional low-voltage wall-mount fixture is constructed of die-cast, copper-free aluminum for strength and reliability.

- Die-cast aluminum
- MR-16, LED
- 35W max.
- An adjustable bracket, J-box and cable sleeve
- 2¼" (DIA) x 6¾" (H) x 5½" (D)



SKU	Description
DL 2237	Aluminum low-voltage wall-mount fixture

DS-2237

This compact and highly functional low-voltage wall-mount fixture is constructed of die-cast, copper-free aluminum for strength and reliability.

- Die-cast aluminum
- MR-16, LED
- 35W max.
- An adjustable bracket, J-box, and cable sleeve
- 2¼" (DIA) x 4¾" (H) x 5½" (D)



SKU	Description
DS 2237	Aluminum low-voltage wall-mount fixture

2265

A perfect fit for the contemporary landscape design, this low-voltage path light fixture is available in die-cast, copper-free aluminum or solid spun brass for strength and reliability.

- Die-cast aluminum or solid spun brass
- LED
- 2.5W
- ABS ground stake
- 4" (DIA) x 16" (H)



SKU	Description
2265	Aluminum low-voltage path light fixture
2265-BSO	Olde brass low-voltage path light fixture

2267

A perfect fit for the contemporary landscape design, this low-voltage path light fixture is constructed of die-cast, copper-free aluminum for strength and reliability.

- Die-cast aluminum
- LED
- 2.5W
- ABS ground stake
- 5½" (DIA) x 16" (H)



SKU	Description
2267	Aluminum low-voltage path light fixture

2115-BSN

This compact, ruggedly designed LED fixture hides easily in ponds or next to waterfalls and fountain nozzles.

- Solid brass
- LED
- 5W max.
- 2¾" (DIA) x 3½" (H)



SKU	Description
2115 BSN	LED fixture

2128-BSN

For accenting low flower beds or illuminating pathways, this low-voltage path light fixture is constructed of solid spun brass.

- Solid brass
- T3, LED
- 20W max.
- ABS ground stake
- 5½" (DIA) x 17" (H)



SKU	Description
2128 BSN	Brass low-voltage path light fixture



2132-BSN

For accenting low flower beds or illuminating pathways, this low-voltage path light fixture is constructed of solid spun brass.

- Solid brass
- T3, LED
- 20W max.
- ABS ground stake
- 5½" (DIA) x 13¼" (H)



SKU	Description
2132	Brass low-voltage path light fixture

2165-BSN

For accenting low flower beds or illuminating pathways, this low-voltage path light fixture is constructed of solid spun brass.

- Solid brass
- T3, LED
- 20W max.
- ABS ground stake
- 3½" (DIA) x 16½" (H)



SKU	Description
2165 BSN	Brass low-voltage path light fixture

2211

Compact and sleek, this low-voltage up and accent fixture is constructed of die-cast, copper-free aluminum for strength and reliability.

- Die-cast aluminum
- MR-11, LED
- 35W max.
- ABS ground stake
- 1⅞" (DIA) x 7" (D)



SKU	Description
2211	Aluminum low-voltage up and accent fixture

2216

Highly versatile, this low-voltage up and accent fixture is constructed of die-cast, copper-free aluminum for strength and reliability.

- Die-cast aluminum
- MR-16, LED
- 50W
- ABS ground stake
- 2½" (DIA) x 7⅞" (D)



SKU	Description
2216	Aluminum low-voltage up and accent fixture

2219

Versatile and powerful, this low-voltage up and accent fixture is constructed of die-cast, copper-free aluminum for strength and reliability.

- Die-cast aluminum
- MR-16, LED
- 50W
- ABS ground stake
- 2¼" (DIA) x 7⅞" (D)



SKU	Description
2219	Aluminum low-voltage up and accent fixture

2222

This compact low-voltage, up and down light, wall-mount fixture is constructed of extruded, copper-free aluminum for strength and reliability.

- Extruded aluminum
- T5
- 20W
- ABS ground stake
- 4⅞" (H) x 4½" (D)



SKU	Description
2222	Low-voltage wall-mount fixture

2238

This compact low-voltage hanging-down light fixture is constructed of die-cast, copper-free aluminum for strength and reliability.

- Die-cast aluminum
- MR-16, LED
- 35W max.
- A solid brass loop with a 6' stainless-steel cable hanger
- 2¼" (DIA) x 4¾" (H)



SKU	Description
2238	Low-voltage hanging-down light fixture

2250

Versatile and powerful, this low-voltage up and accent fixture is constructed of die-cast, copper-free aluminum for strength and reliability.

- Die-cast aluminum
- MR-16, LED
- 50W max.
- ABS ground stake
- 2⅝" (DIA) x 7⅞" (D)



SKU	Description
2250	Aluminum low-voltage up and accent fixture

2267

A perfect fit for the contemporary landscape design, this low-voltage path light fixture is constructed of die-cast, copper-free aluminum for strength and reliability.

- Solid brass
- LED
- ABS ground stake
- 4" (DIA) x 16" (H)



SKU	Description
2267	Brass low-voltage path light fixture

3106

This low-voltage up and accent fixture is configured with high-performance reflector optics, integral drivers, and is constructed of die-cast aluminum.

- Die-cast aluminum
- LED
- 13W max.
- ABS ground stake
- 3" (DIA) x 7 $\frac{3}{8}$ " (D)



SKU	Description
3106	Aluminum low-voltage up and accent fixture

3108

This low-voltage up and accent fixture is configured with high-performance reflector optics, integral drivers, and is constructed of die-cast aluminum.

- Die-cast aluminum
- LED
- 13W max.
- ABS ground stake
- 3" (DIA) x 8 $\frac{5}{8}$ " (D)



SKU	Description
3108	Aluminum low-voltage up and accent fixture

4019

This highly functional low-voltage path light fixture with shroud is constructed of die-cast, copper-free aluminum for strength and reliability.

- Die-cast aluminum
- MR-16, LED
- 35W max.
- ABS ground stake
- 2 $\frac{1}{4}$ " (D) x 25 $\frac{3}{8}$ " (H)



SKU	Description
4019	Aluminum low-voltage path light fixture

4201

A perfect fit for the contemporary landscape design, this low-voltage path light fixture is constructed of die-cast, copper-free aluminum for strength and reliability.

- Die-cast aluminum
- LED
- 20W max.
- ABS ground stake
- 4" (DIA) x 22" (H)



SKU	Description
4201	Aluminum low-voltage path light fixture

4202

A perfect fit for the contemporary landscape design, this low-voltage path light fixture is constructed of die-cast, copper-free aluminum for strength and reliability.

- Die-cast aluminum
- T3, LED
- 20W max.
- ABS ground stake
- 5" (DIA) x 28 $\frac{3}{4}$ " (H)



SKU	Description
4202	Aluminum low-voltage path light fixture

4203

A perfect fit for the contemporary landscape design, this low-voltage path light fixture is constructed of die-cast, copper-free aluminum for strength and reliability.

- Die-cast aluminum
- T3, LED
- 20W max.
- ABS ground stake
- 5" (DIA) x 12 $\frac{3}{4}$ " (H)



SKU	Description
4203	Aluminum low-voltage path light fixture

4206

This elegantly designed low-voltage path light fixture is constructed of die-cast, copper-free aluminum for strength and reliability.

- Die-cast aluminum
- T3, LED
- 20W max.
- ABS ground stake
- 4 $\frac{1}{2}$ " (DIA) x 18 $\frac{3}{8}$ " (H)



SKU	Description
4206	Aluminum low-voltage path light fixture

4217

This ruggedly designed low-voltage underwater fixture is constructed of injection-molded, fiber-reinforced composite for strength and high UV stability and is warranted for 10 years against corrosion.

- Composite
- T3, LED
- 20W max.
- 4 $\frac{3}{4}$ " (W) x 3" (D)



SKU	Description
4217	Aluminum low-voltage underwater fixture

4242

Recessed within the elements of steps or walls for low-level area lighting, this low-voltage, louvered-face step light fixture is constructed of die-cast, copper-free aluminum for strength and reliability.

- Die-cast aluminum
- T3, LED
- 20W max.
- 4 $\frac{3}{4}$ " (W) x 2 $\frac{7}{8}$ " (D)



SKU	Description
4242	Low-voltage, louvered-face step light fixture



4246

Recessed within the elements of steps or walls for low-level area lighting, this low-voltage, louvered-face brick light fixture is constructed of a stamped and formed, copper-free, aluminum housing with 1/2" knockouts on the back and sides.

- Die-cast aluminum
- T3, LED
- 20W max.
- 9 1/8" (W) x 2 7/8" (D)



SKU	Description
4246	Low-voltage, louvered-face brick light fixture

4270

Rail light fixture can be tucked unobtrusively into small places, provides outstanding illumination while creating beautiful effects without revealing the source.

- Die-cast aluminum
- LED
- 10W max.
- 5 3/4" (W) x 1" (H)



SKU	Description
4270	Rail light fixture

4704

A perfect fit for the contemporary landscape design, this low-voltage path light fixture is constructed of die-cast, copper-free aluminum for strength and reliability.

- Die-cast aluminum
- T3, LED
- 20W max.
- ABS ground stake
- 7 3/8" (DIA) x 16 1/2" (H)



SKU	Description
4704	Aluminum low-voltage path light fixture

4708

This low-voltage LED path light fixture is constructed from heavy-gauge, copper-free, die-cast aluminum for lasting strength and durability under all weather conditions.

- Die-cast aluminum
- LED
- 2.5W
- ABS ground stake
- 8" (DIA) x 15 1/2" (H)



SKU	Description
4708	Aluminum low-voltage LED path light fixture

5004

This low-voltage up and accent fixture is constructed of die-cast, copper-free aluminum for strength and reliability.

- Die-cast aluminum
- LED
- 2.5W
- ABS ground stake
- 2 1/8" (DIA) x 5 3/8" (D)



SKU	Description
5004	Aluminum low-voltage up and accent fixture

5006-BSO

This low-voltage up and accent fixture is constructed of thick-wall die-cast brass for strength and reliability.

- Solid brass
- LED
- 5.5W max.
- ABS ground stake
- 2 3/8" (DIA) x 5 7/8" (D)



SKU	Description
5006 BSO	Olde brass low-voltage up and accent fixture

5103

Powerful and compact, this low-voltage flood light fixture is constructed of die-cast, copper-free aluminum for strength and reliability.

- Die-cast aluminum
- T4, LED
- 75W max.
- ABS ground stake
- 5 1/4" (W) x 3 3/8" (H) x 4 7/8" (D)



SKU	Description
5103	Aluminum low-voltage flood light fixture

5014i

The low-voltage up and accent fixture is configured with high-performance optic, integral driver and is constructed of die-cast aluminum with wattage ranging from 1.5W to 3.5W

- Die-cast aluminum
- LED
- 3.5W
- ABS ground stake
- 2 1/8" (DIA) x 5 3/8" (D)



SKU	Description
5014i	Aluminum low-voltage up and accent fixture

5105

Powerful and compact low-voltage flood light fixture constructed of die-cast, copper-free aluminum and comes factory installed with advanced chip-on-board (COB) LED.

- Die-cast aluminum
- LED
- 4W max.
- ABS ground stake
- 3 1/4" (W) x 2 1/2" (H) x 2" (D)



SKU	Description
5105	Aluminum low-voltage flood light fixture

5105-BSO

Powerful and compact low-voltage flood light fixture constructed of thick-wall die-cast brass and comes factory installed with advanced chip-on-board (COB) LED.

- Solid brass
- LED
- 4W max.
- ABS ground stake
- 3¼" (W) x 2½" (H) x 2" (D)



SKU	Description
5105 BSO	Solid brass low-voltage flood light fixture

5202

A perfect fit for the contemporary landscape design, this low-voltage path light fixture is constructed of die-cast, copper-free aluminum for strength and reliability.

- Die-cast aluminum
- T3, LED
- 20W max.
- ABS ground stake
- 5" (DIA) x 28¾" (H)



SKU	Description
5202	Aluminum low-voltage path light fixture

5203

Powerful and compact, this low-voltage flood light fixture is constructed of injection-molded, fiber-reinforced composite for strength and high UV stability.

- Injection-molded composite
- T4, LED
- 75W max.
- ABS ground stake
- 5¼" (W) x 3⅝" (H) x 4⅞" (D)



SKU	Description
5203	Composite low-voltage flood light fixture

5250

Highly controllable, this rugged low-voltage well light fixture with glare shield is constructed of die-cast, copper-free aluminum

- Die-cast aluminum
- MR-16, LED
- 50W max.
- 6¾" (DIA) x 7¾" (D)



SKU	Description
5250	Composite low-voltage well light fixture

5252

Highly controllable, this rugged low-voltage well light fixture is constructed of die-cast, copper-free aluminum suspended inside a 6-3/4" diameter black ABS well.

- Die-cast aluminum
- MR-16, LED
- 50W max.
- 6¾" (DIA) x 7¾" (D)



SKU	Description
5252	Composite low-voltage well light fixture

5260

This ruggedly designed low-voltage in-ground fixture with directional grate cover is constructed of die-cast, copper-free aluminum for strength and reliability.

- Die-cast aluminum
- MR-16, LED
- 50W max.
- 5" (DIA) x 5" (D)



SKU	Description
5260	Composite low-voltage in-ground fixture

5262

This ruggedly designed low-voltage in-ground fixture is constructed of die-cast, copper-free aluminum for strength and reliability.

- Injection-molded composite
- MR-16, LED
- 50W max.
- 5" (DIA) x 4¾" (D)



SKU	Description
5262	Composite low-voltage in-ground fixture

5263

This horizontally directed low-voltage in-ground fixture is constructed of die-cast, copper-free aluminum for strength and reliability.

- Die-cast aluminum
- MR-16, LED
- 50W max.
- 5" (DIA) x 6¼" (D)



SKU	Description
5263	Composite low-voltage in-ground fixture

5270

This ruggedly designed low-voltage in-ground fixture with directional grate cover is constructed of injection-molded, fiber-reinforced composite for strength and high UV stability.

- Injection-molded composite
- MR-16, LED
- 50W max.
- 5" (DIA) x 5" (D)



SKU	Description
5270	Composite low-voltage in-ground fixture



5271

This ruggedly designed low-voltage in-ground fixture with glare shield is constructed of injection-molded, fiber-reinforced composite for strength and high UV stability.

- Injection-molded composite
- MR-16, LED
- 50W max.
- 5" (DIA) x 6½" (D)



SKU	Description
5271	Composite low-voltage in-ground fixture

5272

This ruggedly designed low-voltage in-ground fixture is constructed of injection-molded, fiber-reinforced composite for strength and high UV stability.

- Injection-molded composite
- MR-16, LED
- 50W max.
- 5" (DIA) x 4¾" (D)



SKU	Description
5272	Composite low-voltage in-ground fixture

5273

This low-voltage in-ground fixture is constructed of injection-molded, fiber-reinforced composite for strength and high UV stability.

- Injection-molded composite
- MR-16, LED
- 50W max.
- 5" (DIA) x 6¼" (D)



SKU	Description
5273	Composite low-voltage in-ground fixture

5280

Highly controllable, this rugged low-voltage well-light fixture with glare shield is constructed of injection-molded, fiber-reinforced composite suspended inside a 6-3/4" diameter black ABS well.

- Injection-molded composite
- MR-16, LED
- 50W max.
- 6¾" (DIA) x 7¾" deep



SKU	Description
5280	Composite low-voltage well-light fixture

6222

Designed with a multi-tiered louver, this low-voltage path light fixture is constructed of die-cast, copper-free aluminum for strength and reliability.

- Die-cast aluminum
- T3, LED
- 20W max.
- 6" (DIA) x 10" (H)



SKU	Description
6222	Aluminum low-voltage path light fixture

6500

This elegantly designed low-voltage path light fixture is constructed of die-cast, copper-free aluminum for strength and reliability.

- Die-cast aluminum
- T3, LED
- 20W max.
- ABS ground stake
- 6" (DIA) x 21" (H)



SKU	Description
6500	Aluminum low-voltage path light fixture

6507

This low-voltage LED path light fixture is constructed from heavy-gauge, copper-free, die-cast aluminum for lasting strength and durability under all weather conditions.

- Die-cast aluminum
- LED
- 2.5W
- ABS ground stake
- 6 (DIA) x 15¾" (H)



SKU	Description
6507	Aluminum low-voltage LED path light fixture

6509

This low-voltage LED path light fixture is constructed from heavy-gauge, copper-free, die-cast aluminum for lasting strength and durability under all weather conditions.

- Die-cast aluminum
- LED
- 2.5W
- ABS ground stake
- 6" (DIA) x 15-1/2" (H)



SKU	Description
6509	Aluminum low-voltage LED path light fixture

6540

A perfect fit for the contemporary landscape design, this low-voltage path light fixture is constructed of die-cast, copper-free aluminum for strength and reliability.

- Die-cast aluminum
- LED
- 2.5W
- ABS ground stake
- 5-1/2" (DIA) x 21" (H)



SKU	Description
6540	Aluminum low-voltage path light fixture

6570

A perfect fit for the contemporary landscape design, this low-voltage path light fixture is fabricated of aluminum for strength and reliability.

- Die-cast aluminum
- LED
- 2.5W
- ABS ground stake
- 7" (W) x 20" (H)



SKU	Description
6570	Aluminum low-voltage path light fixture

7206

Designed with a classic style, this low-voltage path light fixture is constructed of die-cast, copper-free aluminum for strength and reliability.

- Die-cast aluminum
- T3, LED
- 20W max.
- ABS ground stake
- 6 $\frac{5}{8}$ " (W) x 22 $\frac{1}{8}$ " (H)



SKU	Description
7206	Aluminum low-voltage path light fixture

9207

Designed with a classic style, this low-voltage path light fixture is constructed of die-cast, copper-free aluminum for strength and reliability.

- Die-cast aluminum
- T3, LED
- 20W max.
- ABS ground stake
- 10 $\frac{1}{4}$ " (DIA) x 25 $\frac{1}{2}$ " (H)



SKU	Description
9207	Aluminum low-voltage path light fixture

9216

A perfect fit for the contemporary landscape design, this low-voltage path light fixture is constructed of die-cast, copper-free aluminum for strength and reliability.

- Die-cast aluminum
- T3, LED
- 20W max.
- ABS ground stake
- 10" (DIA) x 18" (H)



SKU	Description
9216	Aluminum low-voltage path light fixture

9225

Low-level horizontal lighting, this low-voltage, direct-burial, tiered bollard fixture is constructed of die-cast, copper-free, aluminum and heavy-gauge extruded aluminum.

- Die-cast aluminum
- T3, LED
- 20W max.
- 10" (DIA) x 19" (H)



SKU	Description
9225	Aluminum low-voltage tiered bollard fixture

9250

Designed with a classic style, this low-voltage path light fixture is constructed of die-cast, copper-free aluminum for strength and reliability.

- Die-cast aluminum
- T3, LED
- 20W max.
- ABS ground stake
- 9 $\frac{1}{2}$ " (W) x 29 $\frac{1}{2}$ " (H)



SKU	Description
9250	Aluminum low-voltage path light fixture

ES 150

A rugged and reliable 150W transformer, ideal for smaller sites and energy-smart LED projects. A 20-gauge, polished and clear coated stainless-steel cabinet is weathertight and protects the components from moisture and debris.

- Stainless steel
- 150W
- 11 $\frac{1}{2}$ " (H) x 5 $\frac{3}{4}$ " (W) x 5" (D)



SKU	Description
ES 150	150W transformer

LCS

Wi-Fi lighting control system from Vista Professional Outdoor Lighting is a low-profile, lightweight, cloud based, multizone Wi-Fi controller.

- Stainless steel
- 150W
- 7 $\frac{3}{8}$ " (H) x 6 $\frac{3}{8}$ " (W) x 2 $\frac{3}{8}$ " (D)



SKU	Description
LCS	Wi-Fi lighting control system

TCS

Wi-Fi lighting transformer in 150W or 300W configuration. Four total zones, featuring three individually programmable zones with dimming capability and astronomical timing.

- Stainless steel
- 150W or 300W
- 10 $\frac{1}{4}$ " (H) x 9 $\frac{3}{4}$ " (W) x 5 $\frac{1}{2}$ " (D)



SKU	Description
TCS 150	150W Wi-Fi lighting transformer
TCS 300	300W Wi-Fi lighting transformer



Warm White 5mm LED String Lights

Lighting installers around the U.S. use Wintergreen lighting 5mm LED string lights for their holiday and event lighting displays. The patented sealed construction of Wintergreen's 5mms keeps water out of the bulbs making them both durable and reliable. The lighting lenses also use color-infused acrylic rather than being coated, which means the color won't chip, fade or scratch. Wintergreen's 5mm string lights also feature a concave lens, which produces a unique starburst crown halo of light around the lens that makes these sets not only colorful, but bright. If you're looking for vivid color, brilliant light halos and a highly durable lights, Wintergreen 5mm string lights are the choice for you.

FEATURES

- Outdoor-rated, sealed construction
- Shatterproof light
- End-to-end connectable
- Stackable male plugs
- Fully rectified to eliminate flicker
- Twist-proof, non-removable bulbs
- Cool to the touch
- Available in multiple colors and lengths
- If one light goes out, the rest stay lit

DIMENSIONS

- 70 ct. lights, 23 ft., with 4" spacing
- 50 ct. lights, 25 ft., with 6" spacing

OPERATING SPECIFICATIONS

- 2.4 watts per set or 4.8 watts per set
- End-to-end connectable up to 216 watts

SKU	Description
29553070	70 ct. warm white 5mm LED string lights, green wire
29553770	50 ct. warm white 5mm LED string lights, green wire



Outdoor Living

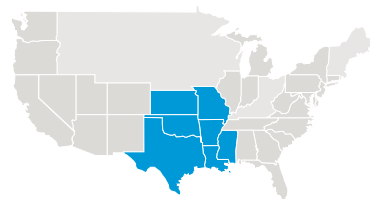




**FLAGSTONE®
PAVERS**

Hardscapes - Central Territory

segmental walls/caps • pavers and permeable pavers • outdoor living kits • hardscape accessories



Contact your local Ewing representative for information and pricing. Product color and availability may vary by location.

Hardscapes - Central Territory

segmental walls/caps • pavers and permeable pavers • outdoor living kits • hardscape accessories




Contact your local Ewing representative for information and pricing. Product color and availability may vary by location.

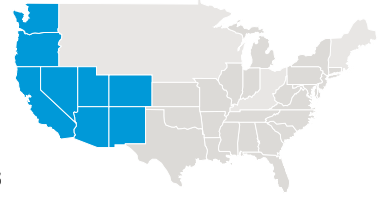


Hardscapes - Central Territory

segmental walls/caps • pavers and permeable pavers • outdoor living kits • hardscape accessories




Contact your local Ewing representative for information and pricing. Product color and availability may vary by location.



Hardscapes - Western Territory

segmental walls/caps • pavers and permeable pavers • outdoor living kits • hardscape accessories



Contact your local Ewing representative for information and pricing. Product color and availability may vary by location.



Hardscapes - Western Territory



segmental walls/caps • pavers and permeable pavers • outdoor living kits • hardscape accessories



Contact your local Ewing representative for information and pricing. Product color and availability may vary by location.

Hardscapes - Western Territory

segmental walls/caps • pavers and permeable pavers • outdoor living kits • hardscape accessories





Contact your local Ewing representative for information and pricing. Product color and availability may vary by location.



Hardscapes - Western Territory



segmental walls/caps • pavers and permeable pavers • outdoor living kits • hardscape accessories



Contact your local Ewing representative for information and pricing. Product color and availability may vary by location.

Hardscapes - Western Territory

segmental walls/caps • pavers and permeable pavers • outdoor living kits • hardscape accessories



Contact your local Ewing representative for information and pricing. Product color and availability may vary by location.



Hardscapes - Western Territory

segmental walls/caps • pavers and permeable pavers • outdoor living kits • hardscape accessories



Contact your local Ewing representative for information and pricing. Product color and availability may vary by location.

Hardscapes - Western Territory

segmental walls/caps • pavers and permeable pavers • outdoor living kits • hardscape accessories






Contact your local Ewing representative for information and pricing. Product color and availability may vary by location.

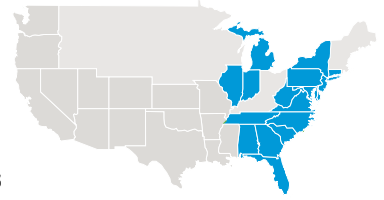


Hardscapes - Western Territory

segmental walls/caps • pavers and permeable pavers • outdoor living kits • hardscape accessories





Contact your local Ewing representative for information and pricing. Product color and availability may vary by location.



Hardscapes - Eastern Territory

segmental walls/caps • pavers and permeable pavers • outdoor living kits • hardscape accessories




Contact your local Ewing representative for information and pricing. Product color and availability may vary by location.



Hardscapes - Eastern Territory

segmental walls/caps • pavers and permeable pavers • outdoor living kits • hardscape accessories




Contact your local Ewing representative for information and pricing. Product color and availability may vary by location.



Hardscapes - Eastern Territory

segmental walls/caps • pavers and permeable pavers • outdoor living kits • hardscape accessories





Contact your local Ewing representative for information and pricing. Product color and availability may vary by location.

TECHO—BLOC

Hardscapes - Eastern Territory

segmental walls/caps • pavers and permeable pavers • outdoor living kits • hardscape accessories



Contact your local Ewing representative for information and pricing. Product color and availability may vary by location.



Angus Grill

The Bull Angus 30-inch stainless-steel drop-in grill is full of power and features to make your outdoor cooking experiences sizzle. Designed for use in outdoor kitchen islands, the Angus has a lifetime warranty on the firebox, cooking grates and premium stainless-steel cast bar burners.



FEATURES:

- 75,000 BTUs
- 304, 14-gauge stainless steel construction
- Four cast stainless burners 15,000 BTUs each
- Infrared back burner 15,000 BTUs
- Single-piece dual-lined hood
- Piezo igniters/zinc knobs
- Solid stainless-steel grates
- Heavy-duty thermometer
- Warming rack: 210 sq. in.
- SS rotisserie motor
- Twin lighting system
- Cooking surface: 810 sq. in.
- CSA-approved
- Box Dimensions: 48" (W) x 28" (L) x 40" (H)
- Unit weight: 166 lbs.

SKU	Description
LP 47628	30-inch stainless-steel drop-in grill
NG 47629	30-inch stainless-steel drop-in grill

Slide In Double Side Burner

The Bull slide in double side burner is a great addition to your Bull outdoor kitchen. With 22,000 BTUs of power to cook virtually anything you can cook on your indoor stove top, its brass burners are great for BBQ sauce, corn on the cob and many other steamed, boiled, braised or sautéed dishes. The 304 stainless-steel construction is extremely durable and will last for many BBQ seasons.



FEATURES

- 304 stainless-steel construction
- Front and back space-saving design
- Removable stainless-steel cover
- 22,000 BTUs
- Brass Burners
- Solid Stainless-Steel Grates
- Box Dimensions: 13" (W) x 15" (L) x 28" (H)
- Unit weight: 31 lbs.

SKU	Description
30008 LP	Slide-in double-side burner
30009 NG	Slide-in double-side burner

Premium Outdoor-Rated Stainless-Steel Fridge Series

The new Premium Outdoor Rated Stainless-Steel Fridge Series II is a state-of-the-art refrigerator with improved insulation, efficiency, and features- a perfect upgrade for your outdoor grilling needs.



FEATURES

- Internal digital LED control panel
- Reversible door & full-length Bull handle
- Self-closing, sealed locking door
- Three-shelf storage system
- Two adjustable shelves
- ETL, DOE, and CE (energy saver) certifications
- Front-venting internal and external fans
- Improved door seal
- Dimensions: 23.5" (Width) x 23.5" (Depth) x 32.5" (Height)

SKU	Description
13700	Premium outdoor-rated stainless-steel fridge

Triple Drawer

Store grilling accessories and outdoor cooking necessities in this high-quality, stainless-steel triple-drawer system. Built to last, the Bull triple-drawer system is fully enclosed with durable construction for maximum protection from the elements. This storage solution has been sophisticatedly designed for comfort and ease of use.



FEATURES

- 304 stainless-steel construction
- Modern storage design
- Soft closing system

SKU	Description
58110	Stainless-steel triple-drawer system



Synthetic Turf



SKU	Description
24100800	EPS Supreme II 15ft wide CSTM
24100920	EPS Pet Turf II 15ft wide CSTM
24100110	EPS Supreme Dark 15ft CSTM NW
24100840	EPS Pro II 15ft CSTM
24100820	EPS Premium II 15ft wide CSTM
24100870	EPS Classic III 15ft CSTM
24100880	EPS Golf II putting green 15ft

Synthetic Turf Supplies



SKU	Description
24101600	EPS 50# emerald fill plus sand
24101000	EPS Turf Seam kit w/glue 30ft



Synthetic Turf



SKU	Description
24200200	TE Natural 60 synthetic turf 15ft
24200500	TE K9 synthetic turf 15ft
24200100	TE Plush 92 synthetic turf 15ft
24200300	TE Lite 51 synthetic turf 15ft
24200400	TE Spring 50 synthetic turf 15ft
24200600	TE Pro Putt 44 synthetic turf 15ft
24992004	TE S Blade 90 synthetic turf 15ft
24200610	TE Putt 60 synthetic turf 15ft

Synthetic Turf Supplies

SKU	Description
24201600	TE green sand #16 LS 50lb



TT-Series Asynchronous Pumps

FEATURES

- Asynchronous pumps combine the efficiency of magnetic induction with the power of direct-drive geometry, keeping operating and ownership costs to a minimum
- Atlantic TT-Series pump more water for less watts, making them the ideal choice for water gardens and continuously operated water features
- Compact design fits the tightest pump chambers, perfect for vertical and multiple pump applications
- Excellent resistance to fouling in hard water environments and simple maintenance keeps pumps running in adverse conditions
- Ribs and large openings in pre-filter and handle provide tremendous surface area for greater clog resistance, decreasing upkeep and increasing pump life

SPECIFICATIONS

Cord length: 20'

Inlet: 1.5" MIPT (TT1500-TT4000) | 2" MIPT (TT5000-TT9000)

Outlet: 1.5" FIPT (TT1500-TT4000) | 2" FIPT (TT5000-TT6000) | 2" FIPT/3" MIPT (TT7500-TT9000)

Warranty (years): 3

SKU	Description
61026150	TT-Series pump – 1,500 gph
61026200	TT-Series pump – 2,000 gph
61026300	TT-Series pump – 3,000 gph
61026400	TT-Series pump – 4,000 gph
61026500	TT-Series pump – 5,000 gph
61026600	TT-Series pump – 6,000 gph
61026750	TT-Series pump – 7,500 gph
61026900	TT-Series pump – 9,000 gph



Three-piece Natural Basalt Column Kit

FEATURES

- Atlantic basalt kits have everything included to create a working water feature with natural stone with minimal time and effort
- Attractive natural stones are drilled to create overflowing water features
- Hexagonal pillars have a sawn base for stability and snapped top that emphasizes the stone's natural beauty
- Volcanic basalt oxidizes to form attractive multicolored patina over time
- Atlantic's basalt columns are generously core-drilled to 1-3/8 inch to fit up to 1-inch Schedule 40 PVC or 3/4" kink-free tubing plus a light cord
- A 2-inch diameter, 5 inch-deep socket at the top recesses Atlantic's fountain light and buffers the water plume

SPECIFICATIONS

Includes: FB4600 fountain basin, 3 basalt columns (24", 30" and 36"), TT2000 pump and FBKIT3 plumbing kit

Warranty (years): 3

SKU	Description
FKNBCX3	3-piece natural basalt column kit



Copper Bowl Project Bundle

FEATURES

- Project bundles are an assembly of all Atlantic components needed to add a water feature to a new or existing hardscape
- Copper spillway bowl project bundles include 26-inch copper spillway bowl, flexible hardscape basin, pump, plumbing and glue
- Bundles install directly into 4" x 8" x 12" stone enclosures, but adapt to a variety of engineered stone sizes
- Two copper bowl styles – round or square – and three flexible hardscape basin colors – black, grey and tan – accommodate various architectural styles
- Project bundle shows copper spillway bowl at 22 inches above water level, but plumbing will accommodate varying heights

SKU	Description
BNDL CB26R12B	26" Round Copper Spillway Bowl Project Bundle – Black Flex Liner
BNDL CB26R12G	26" Round Copper Spillway Bowl Project Bundle – Grey Flex Liner
BNDL CB26R12T	26" Round Copper Spillway Bowl Project Bundle – Tan Flex Liner
BNDL CB26S12B	26" Square Copper Spillway Bowl Project Bundle – Black Flex Liner
BNDL CB26S12G	26" Square Copper Spillway Bowl Project Bundle – Grey Flex Liner
BNDL CB26S12T	26" Square Copper Spillway Bowl Project Bundle – Tan Flex Liner



Filtral UVC

FEATURES

- All-in-one in-pond filters integrate pump and filtration with a decorative element
- OASE Filtral UVC multifunctional complete solution combines mechanical, biological and ultraviolet filtration with multiple nozzle options and aeration (800 and 1600 only) to keep small ponds crystal clear, guaranteed
- Easy-open clips allow quick access to the filter media without dismantling the nozzle assembly while viewing port allows visual confirmation of proper UVC operation
- Pivoting telescoping nozzle extends 5 inches, while built-in flow control and diverter valve can run an optional small secondary water feature using the included stepped hose adapter
- Integrated grounding plate protects entire water feature with unparalleled safety
- Filter foam and two types of bio-media including ceramic provide surface area for beneficial bacteria to deliver clear and healthy water
- The aeration nozzle greatly increases gas diffusion and offers the additional benefit of increased circulation (800 and 1600 only)
- Qualifies for the OASE Clear Water Guarantee

SPECIFICATIONS

Cord length: 15'

Pond volume: up to 400 gal (400), 800 gal (800), 1600 gal (1600)

UVC: 5W (400), 9W (800), 13W (1600)

Max head: 4' (400 & 800), 6' (1600)

Warranty (years): 2

SKU	Description
76004	Filtral UVC 400
76005	Filtral UVC 800
76006	Filtral UVC 1600



FiltoClear

FEATURES:

- In-line pressure filters offer biological and mechanical filtration that can be located remotely
- OASE FiltoClear filters water with mechanical and biological filtration and ultraviolet clarification (UVC)
- Compact filter size with high filtration capacity is perfect for fountain, formal spillway, pond-free and water garden applications
- High-quality, impact-resistant body can be buried up to the locking ring and concealed with OASE FiltoCap
- Backflush filter and direct waste with Easy-Clean technology without opening the filter or removing the cover
- Filter foam and UVC bulb are replaceable for longer service life
- Monitor UVC, filter performance and pollutant level without opening filter
- Qualifies for the OASE Clear Water Guarantee when paired with the proper pump

SPECIFICATIONS

Cord length: 15'

For use with: pumps with 17-foot shutoff or less and waterfalls up to 7 feet higher than filter

UVC: 18W (3000), 24W (4000), 55W (8000)

Hose size: 1.5" and 2"

Pond volume: up to 3,000 gal (3000), 4,000 gal (4000), 8,000 gal (8000)

Warranty (years): 2

SKU	Description
40346	FiltoClear 3000
56425	FiltoClear 4000
56435	FiltoClear 8000



AquaMax Eco Premium Pumps

FEATURES

- Synchronous electronic pumps are designed for in-pond applications where debris is delivered through the pump to a filtration system
- OASE AquaMax Eco Premium is an energy-efficient in-pond pump with dual intake capability; adjustable second inlet can connect to optional PS3000, AquaSkim or AquaMax satellite filter
- Environmental Function Control (EFC) automatically shuts off the pump if dry run or clogged to prevent pump damage
- Large-surface, wrap-around pre-filter passes coarse debris particles up to 3/8"
- Pump can be used in-line by removing pre-filter and using mounting bracket to secure
- AquaMax Eco Premium features a grounding plate for unparalleled safety
- Qualifies for the OASE Clear Water Guarantee when paired with the proper filter and UVC clarifier

SPECIFICATIONS

Cord length: 20'

Hose size: 1", 1.25", 1.5", 2"

Max Flow: 2000 gph (2000), 3000 gph (3000), 4000 gph (4000)

Warranty (years): 5

SKU	Description
57499	AquaMax Eco Premium 2000
57500	AquaMax Eco Premium 3000
57501	AquaMax Eco Premium 4000



PondoVac 5

FEATURES

- Pond vacuums remove debris from ponds, fountains, waterfalls, spas and pools without needing to drain the feature
- OASE PondoVac 5 features uninterrupted vacuuming with continuous waste discharge, powerful suction, portability and a variety of attachments to handle any maintenance task
- Two-pump system simultaneously vacuums while integrated waste pump continuously empties tank
- PondoVac 5 has a suction capacity of up to 2,100 gph
- Wheeled chassis with 6-inch commercial wheels ensure stable movement through rough terrain
- Adjustable handle and suction tube sockets for fast and convenient transportation of attachments
- Includes 4 robust aluminum tubes, 1 transparent suction tube, 5 suction nozzles, debris collection bag, internal coarse debris collection bag, 16-foot suction hose, 33-foot discharge hose and 5 nozzle attachments

SPECIFICATIONS

Watts: 1800

Max flow: 2,100 gph

Max suction depth: 7'

Cord length: 25'

Tank volume: 8.75 gal

Warranty (years): 3

SKU	Description
48080	PondoVac 5



Fountain Basins

FEATURES

- Fountain basins provide concealed water storage and support for decorative water features
- Atlantic fountain basins are the easiest way to add a water feature to your landscape even for the novice installer
- Quickly installed at, above or below grade in landscapes or hardscapes
- Recessed channels allow fast tubing installation without fear of kinking and crushing, no drilling or modification required
- Topside flow adjustment and easy pump access make maintenance faster and more convenient
- Multiple internal supports handle greater loads with better stability


SPECIFICATIONS

Max Load: 200 lbs.; 400 lbs.; 1200 lbs.

Capacity: 20 gal; 32 gal; 67 gal

Warranty: Lifetime

SKU	Description
FB2400	24" fountain basin
FB3200	32" fountain basin
FB4600	46" fountain basin



Color Changing Colorfalls

FEATURES

- Illuminated waterfalls are the most versatile way to add light and water to your landscape or hardscape
- Atlantic's Color Changing Colorfalls are the first modular sheer descent system with multiple light and configuration options
- Design custom colors, select transitions and create personalized sequences with the new InfiColor Smart Module and App
- Color Changing Colorfalls synchronize with Atlantic Hardscape and submersible lights to create illuminated landscapes
- Unlike other sheer descent waterfalls, Atlantic Color Changing Colorfalls may be linked together to create waterfalls of any width
- Designed to install easily in any wall, indoors or out, whether stone, brick, block, stucco, tile or wood
- Generous weir openings resist clogging and create a thicker, fuller sheer for extra color and less wind deflection
- For use with Formal Spillway Basins and Basin Kits

SPECIFICATIONS

Input Voltage: InfiColor

Inlet: 1.5" FIPT

Warranty (years): 1

SKU	Description
CC06	6" Color Changing Colorfalls
CC12	12" Color Changing Colorfalls
CC24	24" Color Changing Colorfalls
CC36	36" Color Changing Colorfalls



304 Spillways

FEATURES

- 304 stainless-steel spillways provide an enticing and durable focal point for fresh water applications in the hardscape
- Atlantic's copper finish and brushed stainless spillways feature heavy-gauge construction for ageless durability
- Spillways replace 4-inch wall blocks for easy and convenient installation in standard wall block construction without cutting
- Lively, energetic water flow enhances any vertical wall installation
- Load-bearing body design supports 80 lbs. per linear foot for trouble free installations
- Non-clogging weir reduces maintenance in open basin applications

SPECIFICATIONS

Inlet: 1.5" FIPT

Flow rate: 12" - 1200 gph, 24" - 2400 gph 36" - 3600gph

Warranty (years): 3

SKU	Description
SS12	12" 304 stainless-steel spillway
CS12	12' 304 copper finish spillway
SS24	24" 304 stainless-steel spillway
CS24	24" 304 copper finish spillway
SS36	36" 304 stainless-steel spillway
CS36	36" 304 copper finish spillway

Pondmaster Pumps

Pondmaster Pond-Mag® 250 to 3600 series pumps have been designed to handle virtually any application where water has to be moved. They've been fulfilling the needs of professionals and consumers for decades with quiet, efficient and reliable 24/7 performance. They feature a magnetic-impeller assembly and an epoxy-encased power unit ensuring that water never gets contaminated with harmful oils or chemicals. Pondmaster Pond-Mag® pumps are perfect for all pond environments. The 80-190 Fountain-Mag pumps are great for small fountains and statuary. The 250-2400 Pond-Mag pumps can be used for medium to large fountains and statuary.




Hy-Drive Pumps

ProLine By Pondmaster Hy-Drive pumps are unique, high-capacity pumps designed specifically for use in larger pond and waterfall installations. The Hy-Drive design combines the benefits of magnetic- and direct-drive technologies to deliver great performance and high efficiency in an extremely quiet, low-maintenance package. The heavy-duty polypropylene enclosure has a built-in carry handle and effective molded-in debris screen. Hy-Drive pumps can be positioned vertically or horizontally and can be used as a submersible pump or as an inline, external pumping source. Available in 1600, 2100, 2600, 3200, 4000, 4800 and 6000 gph capacities.



SKU	Description
61030008	Mag Drive 80-gph pump (Fountain-Mag)
61030014	Mag Drive 140-gph pump (Fountain-Mag)
61030019	Mag Drive 190-gph pump (Fountain-Mag)
61030025	Pond-Mag 2 (250-gph Mag Drive pump)
61030035	Pond-Mag 3 (350-gph Mag Drive pump)
61030050	Pond-Mag 5 (500-gph Mag Drive pump)
61030070	Pond-Mag 7 (700-gph Mag Drive pump)
61030095	Pond-Mag 9.5 (950-gph Mag Drive pump)
61030120	Pond-Mag 12 (1200-gph Mag Drive pump)
61030180	Pond-Mag 18 (1800-gph Mag Drive pump)
61030240	Pond-Mag 24 (2400-gph Mag Drive pump)

SKU	Description
61031160	ProLine Hy-Drive 1600-gph waterfall pump
61031210	ProLine Hy-Drive 2100-gph waterfall pump
61031260	ProLine Hy-Drive 2600-gph waterfall pump
61031320	ProLine Hy-Drive 3200-gph waterfall pump
61031400	ProLine Hy-Drive 4000-gph waterfall pump
61031480	ProLine Hy-Drive 4800-gph waterfall pump



PIPE FLOW CHART

Max Water Flow in gph	Inside Diameter of Tubing
300	1/2"
720	3/4"
1200	1"
2000	1 1/4"
2700	1 1/2"
4800	2"
9600	Qty (2) 2"
11,500	3"
15,000	4"

ShinMaywa
VISION WITH INSIGHT

ShinMaywa Waterfall Pumps

ShinMaywa waterfall pumps are the most reliable and durable pumps sold in today's water garden market. The pump exterior features a seamless stainless-steel casing combined with a superior corrosion-resistant polyamide fiber-reinforced base and top housing. The air-filled continuous-duty motor is complimented with a cast aluminum bearing housing which provides better heat dissipation and structural integrity. The polyamide fiber-reinforced vortex impeller provides superior durability over ordinary ABS resin impellers.

Ultra-long life span, low operating cost and proven reliability make ShinMaywa the pump of choice for today's water gardener.

FEATURES

- Continuous duty
- 2" discharge outlet
- High efficiency
- ETL listed
- 1¼" solids handling
- Corrosion resistant
- Warranty (years): 2

50CR2.15S

SPECIFICATIONS

- Max flow: 3,300 gph
- Max head: 19'
- Voltage: 115
- Horsepower: 1/5
- Watts: 360
- Amps: 3
- Discharge: 2" FNPT
- Cord length: 20'
- Dimensions: 8" (W) x 5.6" (L) x 15" (H)
- Warranty (years): 2

PERFORMANCE

Lift	Flow in gph
0'	3,300
2'	3,000
5'	2,700
10'	1,800
15'	900

SKU	Description
61031710	50CR2.15S ShinMaywa waterfall pump



50CR2.25S

SPECIFICATIONS

- Max flow: 4,800 gph
- Max head: 28'
- Voltage: 115
- Horsepower: 1/3
- Watts: 528
- Amps: 4.4
- Discharge: 2" FNPT
- Cord length: 32'
- Dimensions: 9.5" (W) x 6.9" (L) x 15.5" (H)
- Warranty (years): 2

PERFORMANCE

Lift	Flow in gph
0'	4,800
2'	4,500
5'	3,960
10'	3,000
15'	2,100
20'	1,320
25'	780

SKU	Description
61031720	50CR2.25S ShinMaywa waterfall pump



50CR2.4S

SPECIFICATIONS

- Max flow: 5,700 gph
- Max head: 36'
- Voltage: 115
- Horsepower: 1/2
- Watts: 660
- Amps: 5.5
- Discharge: 2" FNPT
- Cord length: 32'
- Dimensions: 9.5" (W) x 6.9" (L) x 15.6" (H)
- Warranty (years): 2

PERFORMANCE

Lift	Flow in gph
0'	5,700
2'	5,400
5'	5,220
10'	4,260
15'	3,480
20'	2,520
25'	1,800
30'	1,080

SKU	Description
61031730	50CR2.4S ShinMaywa waterfall pump



50CR2.75S

SPECIFICATIONS

- Max flow: 7,000 gph
- Max head: 48'
- Voltage: 115
- Horsepower: 1
- Watts: 1,200
- Amps: 10
- Discharge: 2" FNPT
- Cord length: 32'
- Dimensions: 9.5" (W) x 6.9" (L) x 15.6" (H)
- Warranty (years): 2

PERFORMANCE

Lift	Flow in gph
0'	7,000
5'	6,720
10'	6,000
15'	5,280
20'	4,800
25'	4,080
30'	3,180
35'	2,280
40'	1,500
45'	600

SKU	Description
61031740	50CR2.75S ShinMaywa waterfall pump



50CRXP2.75S

SPECIFICATIONS

- Max Flow: 10,500 gph
- Max Head: 26'
- Voltage: 115
- Horsepower: 1
- Watts: 1,320
- Amps: 11
- Discharge: 2" FNPT
- Cord Length: 32'
- Dimensions: 16" (W) x 9.5" (L) x 18" (H)
- Warranty (years): 2

PERFORMANCE

Lift	Flow in gph
5'	10,200
10'	8,700
15'	6,600
20'	4,800
25'	3,780
30'	2,100

SKU	Description
61031750	50CRXP2.75S ShinMaywa waterfall pump



ShinMaywa Cast Iron Pumps

ShinMaywa cast iron pumps are specially designed for high output at the highest efficiency possible in a submersible water feature pump. These pumps have proven to deliver the longest life and efficiency of any cast iron pump in the industry.

FEATURES

- Vortex and dual vane impellers for superior solids handling capability
- Air-filled Class E-insulated heavy-duty motors operate cooler with higher efficiencies
- Double mechanical seals made of silicon carbide operate in an oil bath providing longer service life and lower maintenance
- Capacitor and power cord connections are isolated from motor housing and easily accessible for field maintenance
- Stainless-steel non-corrosive hardware
- Auto-cut thermal overload protects the pump from over current and over temperature
- Warranty (years): 1

65CVC41.5S

SPECIFICATIONS

- Max flow: 16,500 gph
- Max head: 37'
- Voltage: 230
- Phase: 1
- Horsepower: 2
- Watts: 2,300
- Amps: 10
- Discharge: 3" FNPT
- Cord length: 33'
- Solids handling: 2"
- Dimensions: 1.5" (W) x 9.5" (L) x 22" (H)
- Warranty (years): 1

PERFORMANCE

Lift	Flow in gph
5'	15,900
10'	13,800
15'	11,700
20'	9,900
25'	7,800
30'	5,700
35'	2,400

SKU	Description
61031760	65CVC41.5S ShinMaywa cast iron pump



ShinMaywa
 VISION WITH INSIGHT

65CNL41.5T-2

SPECIFICATIONS

- Max flow: 24,600 gph
- Max head: 38'
- Voltage: 230
- Phase: 3
- Horsepower: 2
- Watts: 1,495
- Amps: 6.5
- Discharge: 3" FNPT
- Solids handling: 2"
- Cord length: 33'
- Dimensions: 20.5" (W) x 14.75" (L) x 26.5" (H)
- Warranty (years): 1

PERFORMANCE

Lift	Flow in gph
5'	24,600
10'	20,700
15'	17,100
20'	13,500
25'	9,600
30'	5,700
35'	3,000
40'	900

SKU	Description
9961.0000	65CNL41.5T-2 ShinMaywa cast iron pump



80CNL43.7T-2

SPECIFICATIONS

- Max flow: 42,000 gph
- Max head: 58'
- Voltage: 230
- Phase: 3
- Horsepower: 5
- Watts: 3,450
- Amps: 15
- Discharge: 4" flange
- Solids handling: 2.5"
- Cord length: 33'
- Dimensions: 24.3" (W) x 12.5" (L) x 24" (H)
- Warranty (years): 1

PERFORMANCE

Lift	Flow in gph
10'	42,000
15'	39,600
20'	34,800
25'	29,400
30'	24,600
35'	19,800
40'	15,000
45'	9,600
50'	6,000

SKU	Description
9961.0000	80CNL43.7T-2 ShinMaywa cast iron pump



80CNL42.2T-2

SPECIFICATIONS

- Max flow: 29,100 gph
- Max head: 47'
- Voltage: 230
- Phase: 3
- Horsepower: 3
- Watts: 2,047
- Amps: 8.9
- Discharge: 3" FNPT
- Solids handling: 2"
- Cord length: 33'
- Dimensions: 18.75" (W) x 11.5" (L) x 21.5" (H)
- Warranty (years): 1

PERFORMANCE

Lift	Flow in gph
5'	29,100
10'	26,400
15'	23,100
20'	19,800
25'	16,200
30'	12,900
35'	9,000
40'	5,400
45'	900

SKU	Description
9961.0000	80CNL42.2T-2 ShinMaywa cast iron pump



100CNL45.5T-2

- Max flow: 51,000 GPH
- Max head: 68'
- Voltage: 230
- Phase: 3
- Horsepower: 7.5
- Watts: 4,715
- Amps: 20.5
- Discharge: 4" flange
- Solids handling: 2.5"
- Cord length: 33'
- Dimensions: 25" W x 14.9" L x 26.5" H
- Warranty: 1 Years

PERFORMANCE

Lift	Flow in GPH
15'	47,400
20'	43,800
25'	39,600
30'	36,000
35'	31,800
40'	27,000
45'	21,600
50'	18,000

SKU	Description
9961.0000	100CNL45.5T-2 ShinMaywa cast iron pump



100CNL47.5T-2

SPECIFICATIONS


- Max flow: 54,000 gph
- Max head: 83'
- Voltage: 230
- Phase: 3
- Horsepower: 10
- Watts: 6,670
- Amps: 29
- Discharge: 4" flange
- Solids handling: 2.5"
- Cord length: 33'
- Dimensions: 25" (W) x 14.9" (L) x 26.5" (H)
- Warranty (years): 1



PERFORMANCE

Lift	Flow in gph
15'	54,000
20'	52,200
25'	49,800
30'	46,500
35'	42,600
40'	39,000
45'	33,600
50'	30,000

SKU	Description
9961.0000	100CNL47.5T-2 ShinMaywa cast iron pump





F-10 Foamkill (1 gal jug)

Water defoamer for lakes and ponds

FEATURES

Water defoamer: A special, non-oily blend of silicone compounds acting as a water defoamer. Designed to easily disperse unwanted foam and surface scum from lakes, ponds and fountains.

Application rate: 1 ounce treats 400ft² (20ft x 20ft). A capful treats 500 gallons.

Shelf life: Best if used within 2 years.

- Eliminates foam and is effective in retarding foam formation
- Developed especially for ornamental lakes, streams, ponds and fountains
- Ingredients are completely safe and compatible with other water treatment products
- Non-toxic and environmentally safe
- Will not harm fish, plants or wildlife. May be injected to prevent reoccurrence.

SPECIFICATIONS

Specs: 7" (W) x 7" (L) x 14" (H)

Retail package: 1 gal jug

MOQ: 4x1 case



SKU	Description
62120410	F-10 Foamkill (1 gal jug)

F-25 Enviro Buff (1 gal jug)

Water clarifier and phosphorus reducer for lakes and ponds

FEATURES

Water clarifier: When properly applied, will effectively reduce phosphorus and clarify water.

Application rate: 2.5 gallons treats approx. 1 acre foot at 20 ppm.

Shelf life: Best if used within 2 years.

SPECIFICATIONS

Specs: 7" (W) x 7" (L) x 14" (H)

Retail package: 1 gal jug

MOQ: 4x1 case



SKU	Description
62120425	F-25 Enviro Buff (1 gal jug)

F-20 Enviro Clear (1 gal jug)

Water clarifier for lakes and ponds

FEATURES

Water clarifier: When properly applied, this water clarifier will effectively coagulate and flocculate a wide variety of suspended solids.

Application rate: 1 gallon treats 100,000-325,000 gallons of water.

Shelf life: Best if used within 2 years.

Finally, a biodegradable product that will clear up murky water within minutes.

- Drops mud and suspends silt immediately
- Brings suspended solids together into large balls and then drops them overnight
- Biodegradable clarifier that leaves behind no residue
- Amount of F-20 Enviro Clear needed is determined by how foul the water is
- Can be mechanically injected making treatment labor free
- Allows the lake manager to dictate the degree of clarity that is desired
- One treatment will last from several weeks to several months.
- Highly concentrated: One gallon treats 100,000-325,000 gallons of water

SPECIFICATIONS

Specs: 7" (W) x 7" (L) x 14" (H)

Retail package: 1 gal jug

MOQ: 4x1 case



SKU	Description
62120420	F-20 Enviro Clear (1 gal jug)

F-30 Algae Control (1 gal & 2.5 gal jugs)

Algaecide and bactericide for lakes and ponds

FEATURES

Algaecide for broad spectrum control of algae in reservoirs, lakes, ponds, drip irrigation, potable water and irrigation conveyance systems, with double-chelated copper sulfate.

Application rate: 1 gallon treats 1 surface acre (approx. 325,851.6 g) of water.

Shelf life: Indefinite.

SPECIFICATIONS

Specs: 7" (W) x 7" (L) x 14" (H)

Retail packages: 1 gal jugs and 2.5 gal jugs

MOQ: 1 gal jug -4x1 case; 2.5 gal jug -2x2.5 case



SKU	Description
62120430	F-30 Algae Control (1 gal jug)
62990036	F-30 Algae Control (2.5 gal jug)

F-40 Enviro Blue (1 gal jug)

Blue dye for lakes and ponds

FEATURES

Blue dye: Liquid blue dye formulation effective in reducing light penetration while adding natural beauty to the water.

Application rate: 1 gallon treats 1 million gallons of water (3-4 acre feet).

Shelf life: Indefinite.

F-40 Enviro-Blue is the product of choice when water shading and coloring are desired for that natural "ocean blue" look and feel.

- Rids water of off-color appearance to a healthy Caribbean blue
- Contains UV blockers that screen out excess sunlight
- Easy to apply and lasts for several weeks
- Long lasting and non-toxic to fish, animals or plant life when used as directed
- 1 gallon of F-40 treats 1 million gallons of water

SPECIFICATIONS

Specs: 7" (W) x 7" (L) x 14" (H)

Retail package: 1 gal jug

MOQ: 4x1 case



F-50 Bio Pure (2.5 lb. jug)

Beneficial bacteria for lakes and ponds

FEATURES

Beneficial bacteria used to enhance water quality and clarity while digesting bottom muck.

Application rate: ½ lb. treats 1 million gallons of water.

Shelf life: Best if used within 2 years.

Concentrated blend of micro-organisms makes quick work of breaking down the muck in your water.

- Breaks down starches, hairs, proteins, fats, oils and more
- Creates a healthy environment for wildlife in and around your water feature by reducing phosphate, nitrogen and ammonia levels
- Digests bottom muck, plant and animal waste
- Broad-base, synergistic mix of microbes, rapidly "attack" the organic problem
- Fast acting microbes begin reproducing within 30 minutes
- Outperforms other bacteria that can take four hours or more to replicate
- Will not harm fish, animals or plant life
- Concentrated – 9.6 ounces will treat 1 million gallons of water with reapplication unnecessary until the second week

SPECIFICATIONS

Retail package: 2.5 lb. jug

MOQ: 4x2.5 lb. case



F-51 Muck Reducing Pellets (5 lb. jug)

Muck reducing pellets for lakes and ponds

FEATURES

Muck reducing pellets: Concentrated pellets digest high volumes of muck and organic waste.

Application rate: 3 lbs. per 1,000 sq. ft., site specific.

Shelf life: Best if used within 2 years.

Concentrated pellets fortified with specialized bacterial strains that work overtime to digest the muck in your water.

- Digests bottom muck
- Eliminates odor-causing contaminants
- Reduces organic waste around docks, piers, coves, lagoons, lakes, streams, ponds, beaches and more
- Effectively manages muck bed

SPECIFICATIONS

Retail package: 5 lb. jug

MOQ: 4x5 lb. case



SKU	Description
62120440	F-40 Enviro Blue (1 gal jug)

SKU	Description
62120450	F-50 Bio Pure (2.5 lb. jug)

SKU	Description
62120551	F-51 Muck Reducing Pellets (5 lb. jug)



F-55 Bio Zyme (1 gal & 2.5 gal jugs)

Enzymes for lakes and ponds

FEATURES

Enzymes: Concentrated natural enzyme breaks down organic contaminants and enhances natural bacteria.

Application rate: 1 gallon treats 2.5 million gallons.

Shelf life: Best if used within 2 years.

Formula F-55 Bio Zyme is a super-concentrated enzyme developed to work in conjunction with F-50 Bio Pure, to break down contaminants and enhance natural bacteria growth.

- Just like a cleaver, F-55 will "chop up" and break down organic contaminants
- Begins to work immediately
- Breaks down fats and oils
- Improves water quality and clarity
- Eliminates or reduces unpleasant odors
- Cost effective
- Strong – 51 liquid ounces will treat 1 million gallons of water

SPECIFICATIONS

Specs: 7" (W) x 7" (L) x 14" (H)

Retail package: 1 gal jug and 2.5 gal jug

MOQ: 1 gal jug - 4x1 case; 2.5 gal jug - 2x2.5 case



SKU	Description
62120555	F-55 Bio Zyme (1 gal jug)
62990002	F-55 Bio Zyme (2.5 gal jug)

F-X Night Shade (1 gal jug)

Black dye for lakes and ponds

FEATURES

Black dye: Unique blend that will screen UV rays, while restoring discolored water and giving it a natural mirror-like appearance.

Application rate: ¼ to ½ gallon will treat 1 surface acre of water (3-4 acre feet).

Shelf life: Indefinite.

F-X Night Shade goes deep and wide to give your water its natural appearance and protects it.

- Unique blend that screens UV rays
- Restores discolored water
- Gives water a natural, mirror-like appearance
- 1 half gallon will treat one surface acre of water 3-4 feet deep

SPECIFICATIONS

Specs: 7" (W) x 7" (L) x 14" (H)

Retail package: 1 gal jug

MOQ: 4x1 case



SKU	Description
62990004	F-X Night Shade (1 gal jug)



Easy Pond Kit

Kit containing liquid beneficial bacteria, liquid enzymes and minerals for ponds

FEATURES

A simple 3-step program for healthy pond and water garden management. This kit offers homeowners with backyard ponds an easy 1-2-3 regimen for healthy pond management.

The kit includes our Easy Pond liquid enzymes, Easy Pond liquid bacteria, and Easy Pond minerals. These three products work together to enhance water quality and restore backyard ponds to a healthy and natural balance.

Treats up to 2,000 gallons.

- Improves water clarity
- Ideal for both ponds and water gardens
- Supplements missing trace minerals for enhanced microbial activity
- Reduces ammonia and phosphates
- Reduces muck
- Stimulates biological process
- Eliminates odor-causing contaminants
- Environmentally safe
- Non-toxic to fish and plant life

PRODUCT INCLUDES

- 16 oz. Easy Pond liquid enzymes
- 16 oz. Easy Pond liquid bacteria
- 13 oz. Easy Pond minerals

SPECIFICATIONS

Specs: 12" (W) x 9" (L) x 4" (H)

Retail package: 1 kit

MOQ: case with 6 kits

SKU	Description
62990322	Easy Pond kit

Kasco Fountains and Lighting



J Series Fountains



VFX Fountains



WaterGlow Lighting

J Series Fountains

Elegant fountain displays

Kasco J Series fountains offer dramatic, aesthetically pleasing displays at the best value on the market. Designed with both beauty and function in mind, each package includes multiple twist-and-lock nozzles – at no extra charge – allowing you to choose from attention-demanding geysers to elegant 3-tier displays.

FEATURES

- 5 patterns included standard
- Includes unit, float, mooring ropes, power cord, nozzles, control panel
- Complete packages are ETL approved to UL and CSA standards
- 2-year warranty on $\frac{3}{4}$ and 1hp units
- 3-year warranty on 2hp units (optional 5-year warranty available)
- 5-year warranty on 3, 5 and 7½hp units

OPTIONS AVAILABLE

- $\frac{3}{4}$, 1, 2, 3 and 5hp in 120V and 208-240V, and single- and three-phase options
- 7½hp in 208-240V, three phase only
- Several cord length options available
- Premium nozzles available separately for 2, 3, 5 and 7½hp
- Optional lighting packages available

SKU	Description
3400JF100	J Series fountain with 100 ft. cord, 3/4hp, 120V, single phase
3400HJF100	J Series fountain with 100 ft. cord, 3/4hp, 208-240V, single phase
4400JF100	J Series fountain with 100 ft. cord, 1hp, 120V, single phase
4400HJF100	J Series fountain with 100 ft. cord, 1hp, 208-240V, single phase
8400JF100	J Series fountain with 100 ft. cord, 2hp, 208-240V, single phase
3.1JF100	J Series fountain with 100 ft. cord, 3hp, 208-240V, single phase
5.1JF100	J Series fountain with 100 ft. cord, 5hp, 208-240V, single phase

VFX Fountains

The best of beauty and aeration

Kasco VFX Series is the choice for an elegant display with superior aeration benefits. These high-flow units are efficient, easy to install and can be used in countless settings.

FEATURES

- Classic “V” shaped pattern
- Includes motor unit, float, mooring ropes, power cord and control panel
- Complete packages are ETL approved to UL and CSA standards

OPTIONS AVAILABLE

- $\frac{1}{2}$, $\frac{3}{4}$, 1, 2 and 5hp, 120 and 208-240V, single- and three-phase options
- Several cord length options available
- 2-year warranty on $\frac{3}{4}$ and 1hp units
- 3-year warranty on 2 and 5hp units (optional 5-year warranty available)

SKU	Description
2400VFX100	VFX Series fountain with 100 ft. cord, 1/2hp, 120V, single phase
3400VFX100	VFX Series fountain with 100 ft. cord, 3/4hp, 120V, single phase
3400HVFX100	VFX Series fountain with 100 ft. cord, 3/4hp, 208-240V, single phase
4400VFX100	VFX Series fountain with 100 ft. cord, 1hp, 120V, single phase
4400HVFX100	VFX Series fountain with 100 ft. cord, 1hp, 208-240V, single phase
8400VFX100	VFX Series fountain with 100 ft. cord, 2hp, 208-240V, single phase
5.1VFX100	VFX Series fountain with 100 ft. cord, 5hp, 208-240V, single phase

WaterGlow Lighting

Add beauty to your evening displays

Kasco WaterGlow lighting will dramatically illuminate your fountain on-surface aerator throughout the evening. Available in composite or stainless-steel housings and in several color options, these versatile LED lights are a perfect addition to your display. Snap-on light clips included for easy installation.

FEATURES

- Composite and stainless-steel LED kits are available as 3-, 4- and 6-fixture kits and offer 5 color choices (white, red, green, blue, amber)
- Stainless-steel LED kits are CSA and UL approved
- RGB kits are available as 3-, 4- and 6-fixture kits, offer 9 color choices and can be set to music
- 4-fixture kits available for non-branded Kasco fountains
- Several cord length options available
- Warranty: Composite kits – 2 years, stainless-steel kits – 3 years, RGB kits – 2 years

SKU	Description
RGB3C5-100	RGB LED light kit with 3 fixtures, 100 ft. power cord
RGB6C5-200	RGB LED light kit with 6 fixtures, 100 ft. power cord
LED3C11-100	Composite LED light kit with 3 fixtures, 100 ft. power cord
LED6C11-200	Composite LED light kit with 6 fixtures, 100 ft. power cord
LED3S19-100	Stainless-steel LED light kit with 3 fixtures, 100 ft. power cord
LED3S19-200	Stainless-steel LED light kit with 6 fixtures, 100 ft. power cord

Wire





Paige Electric Landscape Irrigation & Lighting Products

Paige Electric supplies a wide array of wires, cables and accessories needed by installers to execute the electrical side of an irrigation or landscape lighting system. Here is a small sampling of these components. For more detailed, and contact, information, see paigewire.com.

Single Conductor Wires



SKU	Description
150270	10 AWG PE white SOL B/C UL D/ B 600V
150280	10 AWG PE black SOL B/C UL D/ B 600V
150310	10 AWG PE yellow SOL B/C UL D/ B 600V
150160	12 AWG PE red SOL B/C UL D/ B 600V
150170	12 AWG PE white SOL B/C UL D/ B 600V
150040	14 AWG PE red-SOL B/C UL D/ B 600V
150050	14 AWG PE white-SOL B/C UL D/ B 600V
150060	14 AWG PE black-SOL B/C UL D/ B 600V

Multi-Conductor Cables



SKU	Description
180010	18/2 SOL D/B sprinkler cable PE JKT
180019	18/3 SOL D/B sprinkler cable PE JKT
180020	18/4 SOL D/B sprinkler cable PE JKT
180030	18/5 SOL D/B sprinkler cable PE JKT
180040	18/6 SOL D/B sprinkler cable PE JKT
180050	18/7 SOL D/B sprinkler cable PE JKT
180060	18/8 SOL D/B sprinkler cable PE JKT
180070	18/9 SOL D/B sprinkler cable PE JKT
180080	18/10 SOL D/B sprinkler cable PE JKT
180090	18/12 SOL D/B sprinkler cable PE JKT
180091	18/13 SOL D/B sprinkler cable PE JKT

Decoder Cables



SKU	Description
170802BU	12/2 PE-45 TWSTD blue/red blue JKT decoder cable
170801BU	14/2 PE-45 TWSTD blue/red blue JKT decoder cable

Low-Voltage Landscape Lighting Cables



SKU	Description
180215	8/2 low-voltage lighting BLK UL-D/B
180155	10/2 low-voltage lighting BLK UL-D/B
180150	12/2 low-voltage lighting BLK UL-D/B
SKU	Description
180148	14/2 low-voltage lighting BLD UL-D/B
1800162	16/2 low-voltage lighting BLK UL-D/B
180015	18/2 low-voltage lighting BLK UL-D/B

Mechanical and Digital Timers



SKU	Description
270TN111RM	Mechanical timer
270DT200LT	Digital timer

Waterproof Connectors



SKU	Description
270672	3MDBR/Y-6 waterproof connectors
270162J	Ideal silicone-filled wire nuts
270RCX	Re-enterable connectors

Earth Grounding Materials



SKU	Description
182199IC	Ground plate w/ground wire
1820058	Powerset earth contact backfill



Low Voltage Lighting Cable

Regency's low-voltage lighting cable is manufactured for the purpose of direct burial landscape and lighting applications.

Conductor construction is soft-drawn bare copper meeting the requirements of ASTM specification B-3 and B-8. All gauges have stranded conductors. The insulation is a high-quality polyvinylchloride (PVC) for conductor temperatures up to 60°C. The low-voltage lighting cable is a recognized component of Underwriters Laboratories Inc. and is sunlight resistant.



SKU	Description
R7190d	Low-voltage lighting cable

Parallel Communication Cable

Regency's parallel communication cable is manufactured for the power and control of irrigation. It is direct burial rated.

Conductor construction is tin coated, soft-drawn bare copper meeting the requirements of ASTM specification B-3. The two conductors shall be insulated with a high-quality polyvinylchloride (PVC) for system applications up to 600 volts. One conductor will be insulated black, and the other conductor insulated red. Both conductors shall be of the same size as specified and/or shown on the drawings and as required for the proper operation of the satellite and decoder units connected to it.

The two conductors shall be laid parallel and pressure extruded with a solid color, low linear density, sunlight resistant polyethylene (HDPE) outer jacket. The jacket comes in a variety of colors to accommodate easy identification. Comes with dual rip cords for easy stripping.

Parallel communication cable is constructed in accordance with Underwriters Laboratories, Inc.



SKU	Description
R7072D	Parallel Communication Cable

Multi-Conductor Control Cable

Regency's Hunter® decoder cable is manufactured for the purpose of direct burial power wire applications in accordance with the National Electric Code.

Conductor construction is soft-drawn bare copper meeting the requirements of ASTM specification B-3. Gauge sizes 14-10 are solid 2 conductor.

The insulation is a low-density, high molecular weight polyethylene, twisted for systems applications of up to 600 volts. UV inhibitors added for color stability. Conductor colors are blue, red and shall be twisted with a four-inch lay length.

Regency's Hunter® decoder cable is constructed in accordance with Underwriters Laboratories Inc.



SKU	Description
R7313D	Multi-conductor control cable


Multi-Conductor Control Cable

Regency's multi-conductor irrigation control cable is manufactured for the purpose of direct burial control cable applications in accordance with the National Electric Code.

Conductor construction is soft drawn bare copper meeting the requirements of ASTM Specification B-3. The 18 AWG conductors are solid copper.

The insulation is a color-coded high-quality polyvinylchloride (PVC) for systems applications of up to 30 volts and conductor temperatures up to 60°C. The outer jacket is low-density, high molecular weight polyethylene (PE) with a nylon cord and is sunlight resistant.

The multi-conductor irrigation control cable is constructed in accordance with Underwriters Laboratories Inc.



SKU	Description
R7183D	Multi-conductor control cable

PE-89 Communication Cable



Regency's PE-89 communication cable is a six (6) pair cable manufactured for the purpose of direct burial systems communication applications in accordance with the National Electric Code. PE-89 is recommended where rodent attack is possible.

Conductor construction is soft-drawn bare copper meeting the requirements of ASTM specification B-3. The conductors are 22 AWG solid copper.

The conductors are insulated with polyethylene (PE) in distinctive colors to facilitate pair identification and are twisted into pairs with varying lays to minimize crosstalk.

The interstices between the pairs are filled with an 80° C filling compound and covered with a low-density, high molecular weight black polyethylene (PE).

The assembly is then wrapped with two metal shield tapes: a corrugated .008" thick polymer-coated aluminum tape and a corrugated .006" thick polymer-coated steel tape.

SKU	Description
R7315D	PE-89 communication cable

UF/TWU

Regency's single conductor UF/TWU irrigation wire is manufactured for the purpose of direct burial power wire applications in accordance with Article 339 of the National Electric Code NFPA-70.



Conductor construction is soft-drawn bare copper meeting the requirements of ASTM specification B-3 and B-8. Gauge sizes 18 through 8 are solid conductors. Sizes 6 through 4/0 are stranded conductors.

The insulation is a high quality polyvinylchloride (PVC) for systems applications of up to 600 volts and conductor temperatures up to 60°C.

The UF/TWU Irrigation Wire is constructed in accordance with Underwriters Laboratories, Inc. standard 493 and 83, as well as CSA 22.2 No. 75.

SKU	Description
R7001D	UF/TWU

Ground Rod Plate



Regency's grounding plates are manufactured for the purpose of grounding applications as an alternative to ground rods.

The plate is cut to size from sheets of copper alloy 110.

Grounding wire construction is soft-drawn insulated 6 AWG copper meeting the requirements of ASTM specification B-3.

The ground wire is connected to the plate with a weld joint.

SKU	Description
GRPL4X36-25	Ground rod plate

Ground Rod

nVent ERICO copper-bonded ground rods are the highest quality ground rods available today.

We use a unique manufacturing process, which includes drawing the steel rod to size before the copper bonding process begins. This results in a straighter, harder steel core, making installation easier. nVent ERICO uses a continuous electroplating process over the steel core that results in a permanent molecular bond that provides decades of reliable performance. Our state-of-the-art ISO-registered manufacturing facility provides a consistent, high-quality finished product that is used in millions of installations around the world.

SKU	Description
GR588	Ground rod

DBR/Y-6 Kit of 2

Premium splice designed to connect and moisture seal an electrical connection for direct-bury applications, rated up to 600 volts. Moisture-resistant grease acts as a barrier for damp environments, reducing exposure to the elements in outdoor boxes and underground connections. Common uses: golf course irrigation, landscape lighting, direct bury.



SKU	Description
3MDBRY6-KIT	DBR/Y-6 kit of 2



Prime Patio Products

Patio lighting is a growing market to get involved in as homeowners and designers are placing a larger emphasis on creating outdoor entertainment and comfort that is just as important as their interior counterparts. Prime Patio is a one-stop shop where you will find everything you need to get the job done. Our 12V bulbs, wire and connectors will set you up to have an easy, professional-looking install on any job. Add patio lighting to your next bid and get ready for endless opportunities.



SKU	Description
PP-LED-S14-12-WW	12V LED S14 classic shape bulbs
PP-E26S-165L	12V patio lighting wire — 24-inch spacing, 330-foot length
PP-CONN1	2-pin straight waterproof round wire connector
PP-CONN2	2-pin t-shape waterproof round wire connector
PP-CONN3	2-pin cross-shape waterproof round wire connector



Add-A-Zone

No digging? No problem. Meet the Add-A-Zone, the easiest and most convenient unit that eliminates the need to install new wiring when adding a zone.

Problems solved by the Add-A-Zone:

- Add a new zone without adding any field wires
- Work around a bad splice or cut wire
- Split an existing zone to solve low-pressure issues
- Your added valve can serve as a master valve

SKU	Description
RCO860009	Add-A-Zone

TwistII Clean

TwistII Clean offers a variety of stainless steel mesh screen sizes to filter everything from small particles to large debris. Plus, with our exclusive reverse-flush technology there is NO messy disassembly required to clean the filter. Simply twist to clean.



MODEL OPTIONS

T2C-075 (11-7/8" x 6")

SKU	Description
T2C-075-30	30# mesh, 600 micron, 3/4" inlet/outlet, 1/2" purge outlet
T2C-075-60	60# mesh, 250 micron, 3/4" inlet/outlet, 1/2" purge outlet
T2C-075-100	100# mesh, 150 micron, 3/4" inlet/outlet, 1/2" purge outlet
T2C-075-140	140# mesh, 105 micron, 3/4" inlet/outlet, 1/2" purge outlet
T2C-075-200	200# mesh, 74 micron, 3/4" inlet/outlet, 1/2" purge outlet

T2C-100 (11-7/8" x 6")

SKU	Description
T2C-100-30	30# mesh, 600 micron, 1" inlet/outlet, 1/2" purge outlet
T2C-100-60	60# mesh, 250 micron, 1" inlet/outlet, 1/2" purge outlet
T2C-100-100	100# mesh, 150 micron, 1" inlet/outlet, 1/2" purge outlet
T2C-100-140	140# mesh, 105 micron, 1" inlet/outlet, 1/2" purge outlet
T2C-100-200	200# mesh, 74 micron, 1" inlet/outlet, 1/2" purge outlet

T2C-150 (15-1/4" x 7-1/2")

SKU	Description
T2C-150-30	30# mesh, 600 micron, 1-1/2" inlet/outlet, 3/4" purge outlet
T2C-150-60	60# mesh, 250 micron, 1-1/2" inlet/outlet, 3/4" purge outlet
T2C-150-100	100# mesh, 150 micron, 1-1/2" inlet/outlet, 3/4" purge outlet
T2C-150-140	140# mesh, 105 micron, 1-1/2" inlet/outlet, 3/4" purge outlet
T2C-150-200	200# mesh, 74 micron, 1-1/2" inlet/outlet, 3/4" purge outlet

T2C-200 (25-15/16" x 10-1/4")

SKU	Description
T2C-200-60	60# mesh, 250 micron, 2" flanged inlet/outlet, 3/4" MPT purge outlet
T2C-200-100	100# mesh, 150 micron, 2" flanged inlet/outlet, 3/4" MPT purge outlet
T2C-200-140	140# mesh, 105 micron, 2" flanged inlet/outlet, 3/4" MPT purge outlet
T2C-200-200	200# mesh, 74 micron, 2" flanged inlet/outlet, 3/4" MPT purge outlet





**Our reason
is water.**TM

Please turn to pages 5-12 to see
ADS products available in the
Irrigation section.



ClearWater Wash Water Recycling System

FEATURES

- ClearWater is the No. 1 underground wash water recycling system
- Helps keep you compliant and avoids pollution
- Utilized on golf courses and in sports facilities, specifically designed for the fine turf industry
- The advanced water recycling system utilizes harmless micro-organisms to clean contaminated water from washdown areas and therefore requires minimal maintenance with exceptionally low running costs
- Choose from either 1,320- or 2,640-gallon, leak-free and corrosion-resistant tank, with anything between 2-4 hose outlets all supplying up to 120psi of pressure
- Below ground and out of sight, this system deters vandalism and is protected from UV rays, helping maintain a stable low temperature and reducing the risk of harmful bacteria production
- Utilize an existing wash pad or design your own with our unique grass or silt traps to suit any shape or size pad
- Reuses up to 90% of water and saves on average up to 132,100 gallons of water per year

Contact your local Ewing representative for further information and pricing.





Bunker Liners

Capillary Bunkers is recognized as the world's leading and most durable bunker liner. It allows water to flow through the base of the bunker while retaining sand on the faces and preventing washouts, keeping bunkers in perfect shape in any weather conditions.

FEATURES

- Industry-leading 10-year performance guarantee
- Maintenance savings lead to high ROI. Payback on project is under 2.5 years.
- Installation can be completed in-house or by a contractor
- Homogenous mix gives you strength and longevity of liner
- Capillary wash box allows you to wash contaminants out of your sand without removing it

Contact your local Ewing representative for further information and pricing.



Wash Box

For the first time ever, bunker sand can now be washed clean and into a perfect moisture-holding state – without the sand having to be removed from the bunker.

FEATURES

- Wash your bunker sand without removing it
- The only liner that can withstand high-pressure irrigation water beam
- A “chimney” removes water from surface with dirt only
- Creates a drier bunker sand
- Conditions your sand back to new again

This not only cleans the sand but also allows the sand to dry out more in the base of the bunker where fine particles accumulate over time. This is an excellent way to condition bunker sand and improve performance and playability without having to replace or add any new sand.

SKU	Description
24041730	Wash box



Ductile Iron IPS Fittings

Simplify installation and eliminate problems. Harco's push-on joint design provides for a deep socket bell to accommodate the expansion and contraction of a PVC piping system. Modular configurations make repairs easier and less costly.



FEATURES

- Corrosion resistant, deep bells with gasketed joints
- Gaskets are made in-house to meet our high standards

SKU	Description
8030303	3" ductile iron IPS tee
8040404	6" ductile iron IPS tee
8060606	4" ductile iron IPS tee
80320	3" ductile iron IPS 90°
80420	4" ductile iron IPS 90°
80620	6" ductile iron IPS 90°
80322	3" ductile iron IPS 45°
80422	4" ductile iron IPS 45°
80622	6" ductile iron IPS 45°
80324	3" ductile iron IPS 22°
80424	4" ductile iron IPS 22°
80624	6" ductile iron IPS 22°

Swivel Saddle With Female Outlet



FEATURES

- No tape or paste and true 360° of lateral orientation
- Swivel saddles are provided with a universal branch design serving all sizes of lateral 90° and lateral nipples

SKU	Description
8xx81	Swivel saddle with female outlet

Ductile Iron FBE-Coated Swivel Tee



FEATURES

- No tape or paste and true 360° of lateral orientation
- No risk or strain of over tightening a joint or risk of losing seal
- The flow way is maximized and transitions are tapered to smooth flow through joint

SKU	Description
8XX5405F	Ductile iron FBE-coated swivel tee

PE IPS Molded Butt Fusion Fittings

HARCO offers fittings for HDPE pipe starting at 1/2" through 12". Both IPS (Iron Pipe Size) and DIPS available in fabricated and molded configurations. HARCO has developed a set of sources with long and proven experience in the manufacturing of pipe fittings for HDPE pipe. We offer special fittings for irrigation applications utilizing our swivel and lateral isolation valve products.



FEATURES

- Available in IPS and DIPS
- Manufactured in the USA
- Large diameter available up to 12"

SKU	Description
66-311XXX	PE IPS molded butt fusion 90° bend
66-312XXX	PE IPS molded butt fusion 45° bend
66-31100XXX	PE IPS molded butt fusion tee

1x6 Male NPT x Male Swivel



FEATURES

- No tape or paste and true 360° of lateral orientation
- Side outlet taps are available for all lateral 90°, lateral nipples and lateral isolation valves to utilize quick coupler valves

SKU	Description
80B86F	1x6 male NPT x male swivel

PVC Repair Coupling



FEATURES

- Knock-on style for quick installation – no threads, glue or bolts
- Gasketed joint
- HARCO's unique gasket design allows for travel in both directions, making it as easy to slide the coupling back onto the existing pipe as it was to slide it onto the repair section

SKU	Description
109-030	3" PVC repair coupling
109-040	4" PVC repair coupling
109-060	6" PVC repair coupling



Class 200 Pressure Pipe Fittings

HARCO Class 200 pressure pipe fittings will fit all IPS pipe. IPS pipe is available in SDR 21, Class 200; SDR 26, Class 160; Schedule 40 and Schedule 80.

HARCO offers a wide selection of sizes 1½" thru 8", and a full complement of reducers, reducing tees and adapters.

HARCO's large inventory assures fast and complete orders.

FEATURES

- 1½" thru 8"
- High strength
- Easy installation
- All-PVC system
- High-flow capacity



SKU	Description
112-330	3" PVC IPS tee
112-440	4" PVC IPS tee
112-660	6" PVC IPS tee
118-030	3" PVC IPS 90°
118-040	4" PVC IPS 90°
118-060	6" PVC IPS 90°
122-030	3" PVC IPS 45°
122-040	4" PVC IPS 45°
122-060	6" PVC IPS 45°

PVC IPS Acme Service Tee

FEATURES

- For use with swing joints having compatible inlet (threads and O-ring for Rain Bird/Toro/Hunter Acme standard)
- Gasketed mainline bells
- 315 psi long-term pressure rating
- Eliminates split threads



SKU	Description
151-306	3" X 1-1/2" PVC service tee
151-308	3" X 2" PVC service tee
151-406	4" X 1-1/2" PVC service tee
151-408	4" X 2" PVC service tee
151-606	6" x 1-1/2" PVC service tee
151-608	6" X 2" PVC service tee

Ductile Iron IPS Reducer SEB

Simplify installation and eliminate problems.

Harco's push-on joint design provides for a deep socket bell to accommodate the expansion and contraction of a PVC piping system. Modular configurations make repairs easier and less costly.

FEATURES

- Corrosion resistant
- Deep bells with gasketed joints
- Gaskets made in-house to meet our high standards



SKU	Description
116-430	4" X 3" SEB
116-640	6" X 4" SEB
116-860	8" X 6" SEB

Ductile Iron IPS SJLCS Swivel Extension with Side Outlet

FEATURES

- No tape or paste and true 360° of lateral orientation
- Side outlet taps are available for all lateral 90°, lateral nipples, and can be used with lateral isolation valves to utilize quick coupler valves.



SKU	Description
871066SOF	Ductile iron IPS SJLCS swivel extension with side outlet



Lateral Isolation Valves

HARCO lateral isolation valves easily assemble into HARCO female swivel outlet tees and saddles. Pressure rated at 200 psi, HARCO lateral isolation valves are manufactured with stainless-steel bonnets, bodies and stem assemblies for high strength and superior corrosion resistance. Lateral isolation valves are made of materials selected for the extremes found in irrigation systems.



FEATURES

- Easy to install
- High strength
- Corrosion resistant
- PVC or PE systems, construction, configuration options
- Low pressure loss
- Valves are available in 2", 2 1/2", 3" and 4" sizes

SKU	Description
8411062PQ	HARCO 2 SS lateral isolation valve with cross handle
8413062PR	HARCO 3 SS lateral isolation valve with sq opp nut

PE PJ Adapter PVC x PE

Simplifying installation of iron gate valves to PE or PVC pipe, HARCO PJ adapter system fits push-joint gate valves for IPS pipe in common usage in waterworks and irrigation industries.


Typical brands it will work with are made by American, AVK, Clow, Kennedy Valve, Matco-Norca, M&H and NIBCO. HARCO's PJ adapter system has fewer parts and allows for speedy installation requiring no retorquing of bolts.



FEATURES

- Uses readily available push-joint gate valves
- Connects IPS push-joint gate valves to IPS PE pipe
- No handling of awkward fusible PE gate valves
- No bolt torquing and retorquing required for flanged or MJ gate valves

Description
PE PJ adapter PVC x PE





Leemco is the leader in manufacturing uniquely designed products for golf, commercial and municipal piping systems. Our company offers a full line of high-strength, corrosion-resistant, ductile iron fittings, joint restraints, saddles, valves and stainless-steel products. Leemco is committed to providing unprecedented irrigation innovations, service and support throughout the United States and international market.

SB-Series

Ductile iron push-on fittings

FEATURES

- Durable FBE coating
- Deep slant bell design
- Superior gasket design
- 1½"-24" sizes



SKU	Description
SB-390B	3" 90° bend
SB-490B	4" 90° bend
SB-690B	6" 90° bend
SB-890B	8" 90° bend

RF-Series

Restrained ductile iron push-on fittings

FEATURES

- Eliminates concrete thrust blocks
- Durable FBE coating
- Superior gasket design
- Easy to install two-bolt design
- 1½"-12" sizes



SKU	Description
RF-390B	3" restrained 90° bend
RF-490B	4" restrained 90° bend
RF-690B	6" restrained 90° bend
RF-890B	8" restrained 90° bend

RF-Series

Restrained ductile iron push-on repair couplers

FEATURES

- Designed for pipe repairs
- Durable FBE coating
- Built-on restraint system
- Easy to install two-bolt design
- 2"-4" sizes



SKU	Description
RF-200RC	2" repair coupling
RF-250RC	2-1/2" repair coupling
RF-300RC	3" repair coupling
RF-400RC	4" repair coupling

LH-SERIES

Joint restraints

FEATURES

- Eliminates concrete thrust blocks
- Durable FBE coating
- Easy to install
- Saves time and labor
- 1½"-24" sizes



SKU	Description
LH-300	3" pipe FTG- JR
LH-400	4" pipe FTG- JR
LH-600	6" pipe FTG- JR
LH-800	8" pipe FTG- JR

LGT-Series

Stainless-steel gate valves

FEATURES

- 100% stainless steel
- 100% lead free
- Offered X-top or wheel handle
- 200psi CWP rated
- 1"-4" sizes



SKU	Description
LGT11SS304X	1" gate valve X handle
LGT1515SS304X	1-1/2" gate valve X handle
LGT22SS304X	2" gate valve X handle
LGT2525SS304X	2-1/2" gate valve X handle
LGT33SS304X	3" gate valve X handle

LBT-Series

Stainless-steel ball valves

FEATURES

- 100% stainless steel
- 100% lead free
- 1000psi CWP rated
- ½"-4" sizes



SKU	Description
LBT11SS304	1" stainless-steel ball valve
LBT1515SS304	1-1/5" stainless-steel ball valve
LBT22SS304	2" stainless-steel ball valve
LBT2525SS307	2-1/2" stainless-steel ball valve
LBT33SS304	3" stainless-steel ball valve

L2-Series

Stainless-steel quick-coupling valves

FEATURES

- 100% stainless steel
- L2 “latch and lock” safety technology
- Adjustable water flow technology
- 1" FPT or ACME inlet



SKU	Description
L2QCV-FPT-Y	1" FPT inlet, yellow cap
L2QCV-ACME-Y	1" ACME inlet, yellow cap

LV-Series

Angle valves

FEATURES

- Available in ductile iron or stainless steel
- Top serviceable
- Restrained bell outlet
- Compatible with lateral tees or saddles
- 2"-4" sizes



SKU	Description
LV-200	2X9 valve
LV-300	3X12 valve
LV-400	4X12 valve

RSST-Series

Stainless-steel saddles

FEATURES

- 100% stainless steel
- 1½" FPT or ACME outlets
- Easy to install two-bolt design
- Compatible with PVC and HDPE pipe
- 2"-3" sizes



SKU	Description
RSST-302	3X1 FPT saddle
RSST-402	4X1 FPT saddle
RSST-602	6X1 FPT saddle
RSST-802	8X1 FPT saddle

LMV-SB

Ductile iron resilient wedge gate valves

FEATURES

- Spigot x Bell design
- Durable FBE coating
- Top shroud accepts pipe sleeve
- Inserts into Leemco fittings
- Restrained bell end
- 2"-12" sizes



SKU	Description
LMV-33SB	3" spigot X bell
LMV-44SB	4" spigot X bell
LMV-66SB	6" spigot X bell
LMV-88SB	8" spigot X bell

LMV-BB

Ductile iron resilient wedge gate valves

FEATURES

- Bell x Bell design
- Durable FBE coating
- Top shroud accepts pipe sleeve
- Built-on restraints
- Eliminates concrete thrust blocks
- 2"-16" sizes



SKU	Description
LMV-33BB	3" bell X bell
LMV-44BB	4" bell X bell
LMV-66BB	6" bell X bell
LMV-88BB	8" bell X bell

LMV-TT

Ductile iron resilient wedge gate valves

FEATURES

- FPT x FPT design
- Durable FBE coating
- Top shroud accepts pipe sleeve
- 2"-4" sizes



SKU	Description
LMV-22TT	2" TxT
LMV-33TT	3" TxT
LMV-44TT	4" TxT



LMV-FF

Ductile iron resilient wedge gate valves

FEATURES

- Flange x Flange design
- Durable FBE coating
- Top shroud accepts pipe sleeve
- 2"-24" sizes



SKU	Description
LMV-33FF	3" flange X flange
LMV-44FF	4" flange X flange
LMV-66FF	6" flange X flange
LMV-88FF	8" flange X flange

LMV-MM

Ductile iron resilient wedge gate valves

FEATURES

- MJ x MJ design
- Durable FBE coating
- Top shroud accepts pipe sleeve
- 3"-24" sizes



SKU	Description
LMV-33MM	3" MJ
LMV-44MM	4" MJ
LMV-66MM	6" MJ
LMV-88MM	8" MJ

LMV-BBHDSS

Ductile iron resilient wedge gate valves

FEATURES

- Valve kit is designed for HDPE pipe
- Durable FBE coating
- Top shroud accepts pipe sleeve
- Includes stainless-steel pipe stiffeners
- 2"-12" sizes



SKU	Description
LMV-33BBHDSS	3" bell X bell valve kit
LMV-44BBHDSS	4" bell X bell valve kit
LMV-66BBHDSS	6" bell X bell valve kit
LMV-88BBHDSS	8" bell X bell valve kit



Rain Bird 552/702/752 Series Rotors

Trusted by golf course professionals worldwide, Rain Bird rotors deliver industry-leading durability plus exclusive innovations that make your irrigation more efficient and precise. Rain Bird makes it easier for you to maintain exceptional playing conditions across your entire course – no matter the challenges you face. Plus, every rotor is loaded with benefits you only get from Rain Bird.



FEATURES

- Self-adjusting stator automatically adjusts flow to control rotation speed and optimize performance
- MemoryArc® saves time and labor by retaining two part-circle arc settings
- Seal-A-Matic check valve on block rotors improves holdback up to 17'
- Equipped with top serviceable arc adjustments and pressure regulation, as well as easy access to the internal components

SKU	Description
A552B	552 full/part circle block rotor
A702B	702 full circle block rotor
A702E	702 full circle electric rotor (70psi or 80psi)
A702IC	702 full circle ic rotor (70psi or 80psi)
A752B	752 full/part circle block rotor
A752E	752 full/part circle electric rotor (70psi or 80psi)
A752IC	752 full/part circle ic rotor (70psi or 80psi)

GSV Series Valves

GSV series valves deliver reliable performance you can trust year after year in a full line of plastic options. With industry-leading electrical surge protection and precision pressure regulation pre-installed, the GSV series provides an innovative solution that's strong enough to weather any storm.



FEATURES

Unmatched surge resistance: A GBS25 solenoid delivers 25kV surge protection

Adjustable pressure regulation: Maintain the constant pressure you need between 15 and 100psi, regardless of incoming pressure fluctuations

Designed to resist chemicals and reclaimed water: A chlorine-resistant diaphragm delivers increased protection against harsh chemicals

SKU	Description
GSV100	1" golf series NPT electric valve with extra purple handle
GSV150	1.5" golf series NPT electric valve with extra purple handle
GSV200	2" golf series NPT electric valve with extra purple handle



IC System™

You can't be everywhere at once. The Integrated Control System (IC System) changed the remote irrigation game and continues to offer intelligent benefits other systems can't match. Connect your Central Control directly to rotors and valves to streamline installations, check diagnostics and troubleshoot from anywhere via smartphone, tablet or computer. Make the smarter choice with IC System™ for powerful, precise property management.

FEATURES

Intelligent communication: In an easy-to-use design, IC CONNECT™ simplifies course management. Collect crucial data from the field and centralize control of greens fans, lighting, fountains and water features.

Intuitive connection: Your Central Control directly connects to your rotors and valves and minimizes complexities, simplifies troubleshooting, saves on labor costs and improves aesthetics by eliminating satellites and hubs from your course

Instant confidence: Advanced two-way communication from the field to your Central Control catches issues before they become problems and provides assurance your system is working – so you can focus on success.

Easier to install, simple to maintain: IC System™ eliminates the most common challenges of traditional systems. Less wire and fewer components means you have less to buy, install, maintain and troubleshoot.

SKU	Description
A702IC	702 full circle IC rotor (70psi or 80psi)
A752IC	752 full/part circle IC rotor (70psi or 80psi)
A900IC	900 full circle IC rotor (70psi or 80psi)
A950IC	950 part circle IC rotor (70psi or 80psi)
ICMA	Integrated control module B series valve adapter with O-rings
ICMVLKIT	ICM valve kit including ICM and adapter
ICM	Integrated control module
ICI3000120	ICI+ 2250/3000 (integrated control system plus interface) 120vac
ICILINK	ICI+ link, without radio
IC-IN	IC sensor input device
IC-OUT	IC control output device



PAR+ES Satellite Controller

Boasting advanced technology, PAR+ES satellite controllers feature IFX satellite boards that take communicating with Rain Bird's Integrated Control Interface Plus (ICI+) and IC System™ to the next level.

Now you can upgrade your satellite system using the same wire path while enjoying 72-station capability, unlimited programs with Central Control, premium surge protection, extensive diagnostics and a best-in-class pedestal enclosure. And, with forward-thinking Timeless Compatibility™, it's the best of both worlds for today and tomorrow.

Want even more flexibility? Our exclusive ICI+LINK and LINK 900 MHz radios give you greater design options without the need for additional communication wires or license requirements.

FEATURES

Multiple schedule operation: No schedule limit when operated with Rain Bird Central Control systems. Six automatic (with eight start times each) and two manual schedules available for standalone operation.

Greater water precision: Get ample programming and operating control by turning on a maximum of 16 valves at 60 Hz and 12 valves at 50 Hz and features four control modes

Modular configuration allows easy expansion: Easily upgrade in eight-station increments. By simply plugging in an eight-station Output Station Module (OSM), you can expand your PAR+ES controller capabilities to accommodate up to 72 stations.

SKU	Description
PAR+ES-S	Standalone controller with switches, gray pedestal
PAR+ES-2S	Two-wire controller with switches, gray pedestal
PAR+ES-LS	Link controllers with switches, gray pedestal

Cirrus™ Central Control

Cirrus™ serves as the brains for many of golf's most sophisticated irrigation systems. By combining computer-aided design with GPS geo-referenced images and state-of-the-art ET-based scheduling, it delivers all the most innovative features that courses expect.

FEATURES

Hybrid communication: Use any combination of satellites, decoders or IC System™ to control irrigation specific to your course requirements.

RainWatch™: Active rainfall monitoring and automatic user-defined irrigation responses dynamically deliver exact application rates and reduce water use – all during an irrigation cycle

SmartPump™: 24/7 pump station monitoring allows you to automatically modify irrigation demand based on your actual pump data, increasing your pump station efficiency and protecting your entire hydraulic system

SKU	Description
CIRRUSCG1	Cirrus™ Central Control system. Includes computer. Includes 1 year GSP.
CCUPDLV8	Central Control software version update from version 2 to version 8 - Software only download

UltraMax™ Blue Hose

All-weather performance means great flexibility even in mild temperatures and up to 45% lighter than comparable commercial-quality hoses.

FEATURES

- 1200 psi – best burst pressure
- Soft and flexible, won't scuff greens
- Least likely to kink
- Best combo of lightweight and durability



SKU	Description
H75-S10	3/4" x 10' Shorty Pro
H75-S20	3/4" x 20' Shorty Pro
H75-050B	3/4" x 50' UltraMax™ blue hose
H75-075B	3/4" x 75' UltraMax™ blue hose
H75-100B	3/4" x 100' UltraMax™ blue hose
H75-125B	3/4" x 125' UltraMax™ blue hose
H10-S10	1" x 10' Shorty Pro
H10-S20	1" x 20' Shorty Pro
H10-050B	1" x 50' UltraMax™ blue hose
H10-075B	1" x 75' UltraMax™ blue hose
H10-100B	1" x 100' UltraMax™ blue hose
H10-125B	1" x 125' UltraMax™ blue hose

UltraMax™ Red Hose

Ultimate choice rubber hose for a long life under heavy use

FEATURES

- 800 psi
- Heavy-duty and durable
- Kink/tangle resistant
- Best longevity and ability to drag



SKU	Description
H75-025R	3/4" x 25' UltraMax™ red hose
H75-050R	3/4" x 50' UltraMax™ red hose
H75-075R	3/4" x 75' UltraMax™ red hose
H75-100R	3/4" x 100' UltraMax™ red hose
H75-125R	3/4" x 125' UltraMax™ red hose
H10-025R	1" x 25' UltraMax™ red hose
H10-050R	1" x 50' UltraMax™ red hose
H10-075R	1" x 75' UltraMax™ red hose
H10-100R	1" x 100' UltraMax™ red hose
H10-125R	1" x 125' UltraMax™ red hose

UltraMax™ Green Hose

A lightweight hose suitable for a wide range of multipurpose commercial applications.

FEATURES

- 800 psi
- Longtime favorite
- Smooth texture – won't scuff greens
- Lightweight



SKU	Description
H75-050G	3/4" x 50' UltraMax™ green hose
H75-075G	3/4" x 75' UltraMax™ green hose
H75-100G	3/4" x 100' UltraMax™ green hose
H75-125G	3/4" x 125' UltraMax™ green hose
H10-050G	1" x 50' UltraMax™ green hose
H10-075G	1" x 75' UltraMax™ green hose
H10-100G	1" x 100' UltraMax™ green hose
H10-125G	1" x 125' UltraMax™ green hose

UltraMax™ Clear Hose

Lightest weight and economical hose ideal for light to medium commercial duty, including golf greens.

FEATURES

- 600 psi
- Lightweight and user friendly
- Durable outer wall
- Economical



SKU	Description
H75-050G	3/4" x 50' UltraMax™ clear hose
H75-075G	3/4" x 75' UltraMax™ clear hose
H75-100G	3/4" x 100' UltraMax™ clear hose
H75-125G	3/4" x 125' UltraMax™ clear hose
H10-050G	1" x 50' UltraMax™ clear hose
H10-075G	1" x 75' UltraMax™ clear hose
H10-100G	1" x 100' UltraMax™ clear hose
H10-125G	1" x 125' UltraMax™ clear hose



Proline™ Gold Hose

An economical multipurpose hose made of the same material as the UltraMax blue hose, but with a 500 psi burst pressure, suitable for everyday use

FEATURES

- 500 psi
- Best commercial / residential hose
- Flexible and lightweight
- Zero kink technology



SKU	Description
H58-050PRO-G	5/8" x 50' Proline™ gold hose
H58-075PRO-G	5/8" x 75' Proline™ gold hose
H58-100PRO-G	5/8" x 100' Proline™ gold hose
H75-050PRO-G	3/4" x 50' Proline™ gold hose
H75-075PRO-G	3/4" x 75' Proline™ gold hose
H75-100PRO-G	3/4" x 100' Proline™ gold hose

Pattern Master Nozzle

FEATURES

- 8 selectable spray patterns
- Made for low to medium flow and pressure application
- 3/4" FHT inlets
- Lightweight yet rugged brass construction for long life



SKU	Description
NG200-8S	Pattern Master nozzle

ProSpray™ Nozzle

FEATURES

- Adjustable spray gun
- Made for low to medium flow and pressure application
- 3/4" FHT inlets
- Lightweight yet rugged brass construction for long life



SKU	Description
NG200-P	ProSpray™ nozzle

Extender™ Wand

FEATURES

- Telescoping 28-41"
- 8 selectable spray patterns
- 320 degree rotating head



SKU	Description
NG200-TW	Extender wand

Magnum-Mini™ Nozzle

FEATURES

- Fire nozzle for home use and lower flow rates
- Multipattern sprays



SKU	Description
NG350	Magnum-Mini™ nozzle

Brass High-Flow Control Shut-Off Valve

FEATURES

- High-flow shut-off valve
- 3/4" inlet brass
- Heavy-duty construction – made to last
- Highest flow rate compared to other brands



SKU	Description
CV075H	Brass high-flow control shut-off valve

EasyOut 2in1™ Spray Head and Rotor Removal Tool

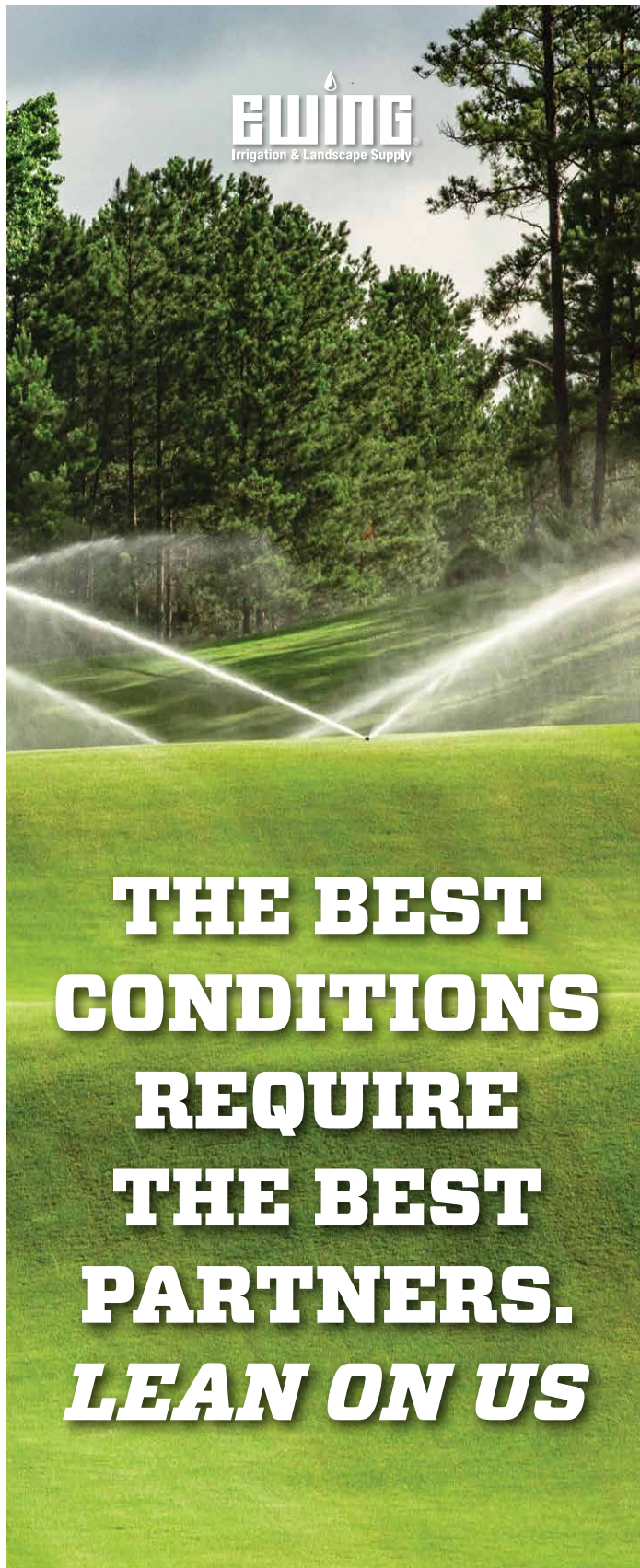
The ultimate 2in1™ tool to remove and replace all brand major gear drive rotors (3/4" inlet) and spray heads (1/2" inlet) Hunter, RainBird, Toro, K-Rain, Irritrol, Weathermatic, Hydro-Rain and Orbit.

FEATURES

- Save time and money – no digging and no damage to turf
- All-in-one tool to replace standard sprinkler and raise rotor/spray head sprinklers when used with riser fitting sold separately
- The EasyOut 2in1™ can complete two additional tasks for spray head sprinklers – cap off supply line to sprinkler using optional 1/2" EasyCap fitting, and convert your sprinkler to a drip system
- EasyOut 2in1™ tool includes special torque wrench assist and telescoping rod to minimize dirt from entering fitting and guide sprinkler body. Made of heavy-duty precision-engineered material
- The EasyOut 2in1™ now works with rotors and spray head sprinklers



SKU	Description
A-E0-SRT-RS	EasyOut 2in1™ spray head and rotor removal tool
A-E0-05EC	EasyCap 1/2" female FPT fitting



**THE BEST
CONDITIONS
REQUIRE
THE BEST
PARTNERS.
LEAN ON US**

Magnum™ Nozzle

FEATURES

- Great commercial-quality, inexpensive fire nozzle
- Solid metal internal – no plastic parts to break or wear out
- Multi-pattern sprays – effortless control with hydraulic-assist on/off
- Ratchet mechanism prevents over-tightening damage
- Fire hose-quality nozzle feels great in your hands



SKU	Description
NG450	Magnum™ nozzle

Magnum™ UltraMax Full Throttle Nozzle

FEATURES

- Single variable flow delivers steady, maximum volume fog, jet stream and fan patterns
- Available with ¾" or 1" inlet
- Machined aircraft aluminum, stainless-steel components and TPR rubber over-molding
- Highest quality professional nozzle available



SKU	Description
NG500-SFL-75	¾" low-flow Magnum™ UltraMax full throttle nozzle
NG500-SFL-10	1" low-flow Magnum™ UltraMax full throttle nozzle
NG500-SFH-75	¾" high-flow Magnum™ UltraMax full throttle nozzle
NG500-SFH-10	1" high-flow Magnum™ UltraMax full throttle nozzle
NG500-SFSH-10	1" super high-flow Magnum™ UltraMax full throttle nozzle

Magnum™ UltraMax Turbo Shift Nozzle

FEATURES

- Dual variable flow – delivers light fog and low-volume jet stream patterns before shifting to high-volume jet stream and fan patterns
- Available with ¾" or 1" inlet
- Machined aircraft aluminum, stainless-steel components and TPR rubber over-molding
- Highest quality professional nozzle available



SKU	Description
NG550-DFL-75	¾" low-flow
NG550-DFL-10	1" low-flow
NG550-DFH-75	¾" high-flow
NG550-DFH-10	1" high-flow
NG550-DFSH-10	1" super high-flow



Magnum™ UltraMax Full Throttle Nozzle



FEATURES

- Machined aircraft aluminum, high-strength composite internals with TPR rubber over-molding
- All the performance of our pro series nozzles at half the price
- Single variable flow delivers steady, maximum volume fog, jet stream and fan patterns
- Available with 3/4" or 1" inlet

SKU	Description
NG600-SFH-75	3/4" high-flow Magnum™ UltraMax full throttle nozzle
NG600-SFH-10	1" highflow Magnum™ UltraMax full throttle nozzle

Magnum™ UltraMax Turbo Shift Nozzle



FEATURES

- Machined aircraft aluminum, high-strength composite internals with TPR rubber over-molding
- All the performance of our pro series nozzles at half the price
- Dual variable flow delivers light fog and low volume jet stream patterns before shifting to high-volume jet stream and fan patterns
- Available with 3/4" or 1" inlet

SKU	Description
NG650-DFH-75	3/4" high-flow Magnum™ UltraMax turbo shift nozzle
NG650-DFH-10	1" high-flow Magnum™ UltraMax turbo shift nozzle

Precision™ Rainbow™ Nozzle



FEATURES

- Rainbow™ tasks: greens, tees, seed beds, transplants, delicate landscaping, pitchers mounds and baselines (15 gpm)
- Solid brass, machined construction
- 3/4" FHT inlet can attach directly to a hose or to a high-flow control valve
- Color-coded nozzles represent different applications and flow rates
- Unique fish-mouth design ensures uniform and even distribution pattern

SKU	Description
HN1500	Precision™ Rainbow™ nozzle
HN1500CV	Includes control valve and 1" adapters

Precision™ Rainmaker™ Nozzle



FEATURES

- Rainmaker™ tasks: spot watering turf and hardy landscaping (23 gpm)
- Solid brass, machined construction
- 3/4" FHT inlet can attach directly to a hose or to a high-flow control valve
- Color-coded nozzles represent different applications and flow rates
- Unique fish-mouth design ensures uniform and even distribution pattern

SKU	Description
HN2300	Precision™ Rainmaker™ nozzle
HN2300CV	Includes control valve and 1" adapters

Precision™ Cloudburst™ Nozzle



FEATURES

- Cloudburst™ tasks: dry spots, drenching, and wetting agent application (35+ gpm)
- Solid brass, machined construction
- 3/4" FHT inlet can attach directly to a hose or to a high-flow control valve
- Color-coded nozzles represent different applications and flow rates
- Unique fish-mouth design ensures uniform and even distribution pattern

SKU	Description
HN4800	Precision™ Cloudburst™ nozzle
HN4800CV	Includes control valve and 1" adapters

Precision™ Cyclone™ Nozzle



FEATURES

- Cyclone™ tasks: pre-game skins watering, heavy watering of large areas, ideal for hydroseeding (50+ gpm)
- Solid brass, machined construction
- 3/4" FHT inlet can attach directly to a hose or to a high-flow control valve
- Color-coded nozzles represent different applications and flow rates
- Unique fish-mouth design ensures uniform and even distribution pattern

SKU	Description
HN5000	Precision™ Cyclone™ nozzle
HN5000CV	Includes control valve and 1" adapters

Precision™ CoolPro™ Nozzle with Control Valve

FEATURES

- The best option for syringing greens without overwatering
- Ergonomic handle/valve provides easy grip and variable on/off control
- Durable solid metal design – zinc, aircraft aluminum and stainless steel
- Patented Precision™ nozzle fogs at 70 psi to deliver a 25 ft. pattern with only 4-6 gpm



SKU	Description
HNC075	Precision™ CoolPro™ nozzle with control valve

Brass High-Flow Control Shut-Off Valve

FEATURES

- High-flow shut-off valve
- ¾" inlet brass
- Heavy-duty construction – made to last
- Highest flow rate compared to other brands



SKU	Description
CV075H	Brass high-flow control shut-off valve

The Extender™

FEATURES

- Lengthens any quick coupler key 4" to reach those low quick coupler valves
- Built-in handle makes it easy to turn and work with
- Works with all brands of quick coupler keys
- No need to dig and raise low valves – stop digging, start extending



SKU	Description
QK-075EX	¾" Extender™
QK-100EX	1" Extender™
QK-150EX	1.5" Extender™

DrainBlaster™

FEATURES

- Great for cleaning under sidewalks or cart paths
- Ideal for 4"-6" drains and catch basins
- Wire attachment connector for mapping drain location under greens, bunkers and other locations using wire locator
- ¾" or 1" FHT inlets (not NPT or pipe threads)



SKU	Description
DN-75	¾" FHT DrainBlaster™
DN-10	1" FHT DrainBlaster™

PelletPro™

Applicator gun for solid wetting agents tablets

FEATURES

- 35+ gpm to get the job done quicker
- Heavy-duty construction – brass fittings, aircraft aluminum, stainless steel, precision engineered glass
- Pellet rotation (1 RPS) evenly dissolves/applies tablets



SKU	Description
A-PPWA50K	PelletPro™ applicator gun

Tournament-Ready™ Soil Surfactant

Proven Tournament-Ready™ formula in solid pellet or liquid form

FEATURES

- Our best performing wetting agent available in pellet form or in liquid form for use in whatever convenient method you need
- Pellets are great for treating small turf areas while hand watering using the Underhill PelletPro™ applicator
- Liquids available from 2.5 gal x 2 cases up to 265 gallon totes



SKU	Description
UHTRPEL	Tournament-Ready™ pellets (case of 24 pellets)
UHTUR02	Tournament-Ready soil surfactant (2.5 gal x 2 case)
UHTRPLPEL	Tournament-Ready Plus w/Actosol pellets (case of 16 pellets)



AuditMaster™

FEATURES

- Accurately measuring sprinkler application rates with Underhill® AuditMaster™ helps maximize water savings
- AuditMaster Combo LT kit includes 36 large CatchCan Ultra cups, 100' cloth measuring tape, sprayhead tester, pitot tube w/pressure gauge, 3/4" hose bib adapter w/pressure gauge, stop watch, anenometer and 50 (qty) white marking flags



SKU	Description
AUD-LT	AuditMaster™
A-PHG-160K	PressureChecker™, 30" flex hose, pitot tube
A-HCGPK	PressureChecker™ and pitot tube
A-SV-160K	PressureChecker™ with Schrader valve adapter
A-HBG-160K	PressureChecker™ with 3/4" POC hose bib tap

HoseTap™

FEATURES

- Convert any Toro or Rain Bird golf valve-in-head sprinkler to a quick coupler by removing the internal drive subassembly and installing the appropriately sized hose tap
- Machined, high-quality aluminum body made for day-to-day use
- Replacement O-rings can be ordered separately
- Available with or without hose swivel



SKU	Description
HN-T100	HoseTap™ for Toro 1" inlet heads
HN-T100S	Includes hose swivel and 1" adapters
HN-T150	HoseTap™ for Toro 1.5" inlet heads
HN-T150S	Includes hose swivel and 1" adapters
HN-R125	HoseTap™ for Rain Bird Eagle 700 Series
HN-R125S	Includes hose swivel and 1" adapters
HN-R150	HoseTap™ for Rain Bird Eagle 900 Series
HN-R150S	Includes hose swivel and 1" adapters

EasyReach Key™

FEATURES

- Extra-long and extra-heavy-duty metal key designed for easy on/off operation for Toro, RainBird, and John Deere/Signature electric valve-inhead golf sprinklers
- Made of high-grade metal, EasyReach™ offers years of effortless on/off operation



SKU	Description
A-ERR	EasyReach™ key for Rain Bird
A-ERT	EasyReach™ key for Tor

Double-Header Selector Valve Key



FEATURES

- Works on both Toro and Rain Bird heads
- Convenient key chain can stay on your key ring or go on all utility vehicles for quick access – always have a key available
- Clean-out tool makes it easy to access valve or makes a great snap ring removal tool in a pinch
- Sold in pack of 9 keys with key rings

SKU	Description
A-DH	Double-header selector valve key (package of 9 keys)

RollerPro™

The 22" wide stainless-steel roller of RollerPro™ provides a stable field position for supplemental watering. Designed for years of hard use, it is idea for watering dry spots and newly seeded areas.



FEATURES

- 22" wide stainless-steel roller is weighted to prevent movement during use.
- 3/4" inlet and outlet adapters included
- Standard 1" FHT inlet x 1" female NPT outlet

SKU	Description
A-RP221	RollerPro™

TurboTrim™

FEATURES

- Comfortable rubber handle grips
- Pro ratchet drive with left and right direction option
- Super heavy-duty steel construction and powder coated finish



SKU	Description
TTRT-100	TurboTrim Tool, without cutting blade
TTRC-007	TurboTrim 7" cutting blade
TTRC-008	TurboTrim 8" cutting blade
TTRC-011	TurboTrim 11" cutting blade

PowerTrim™

FEATURES

- Heavy-duty easy-to-install cutting blade
- Provides an effortlessly clean steady cut
- Fast quality trim, cost-efficient blade design



SKU	Description
PTC-007	PowerTrim 7" cutting blade
PTC-008	PowerTrim 8" cutting blade
PTC-011	PowerTrim 11" cutting blade

Product availability varies by location. Call your local branch for more information.

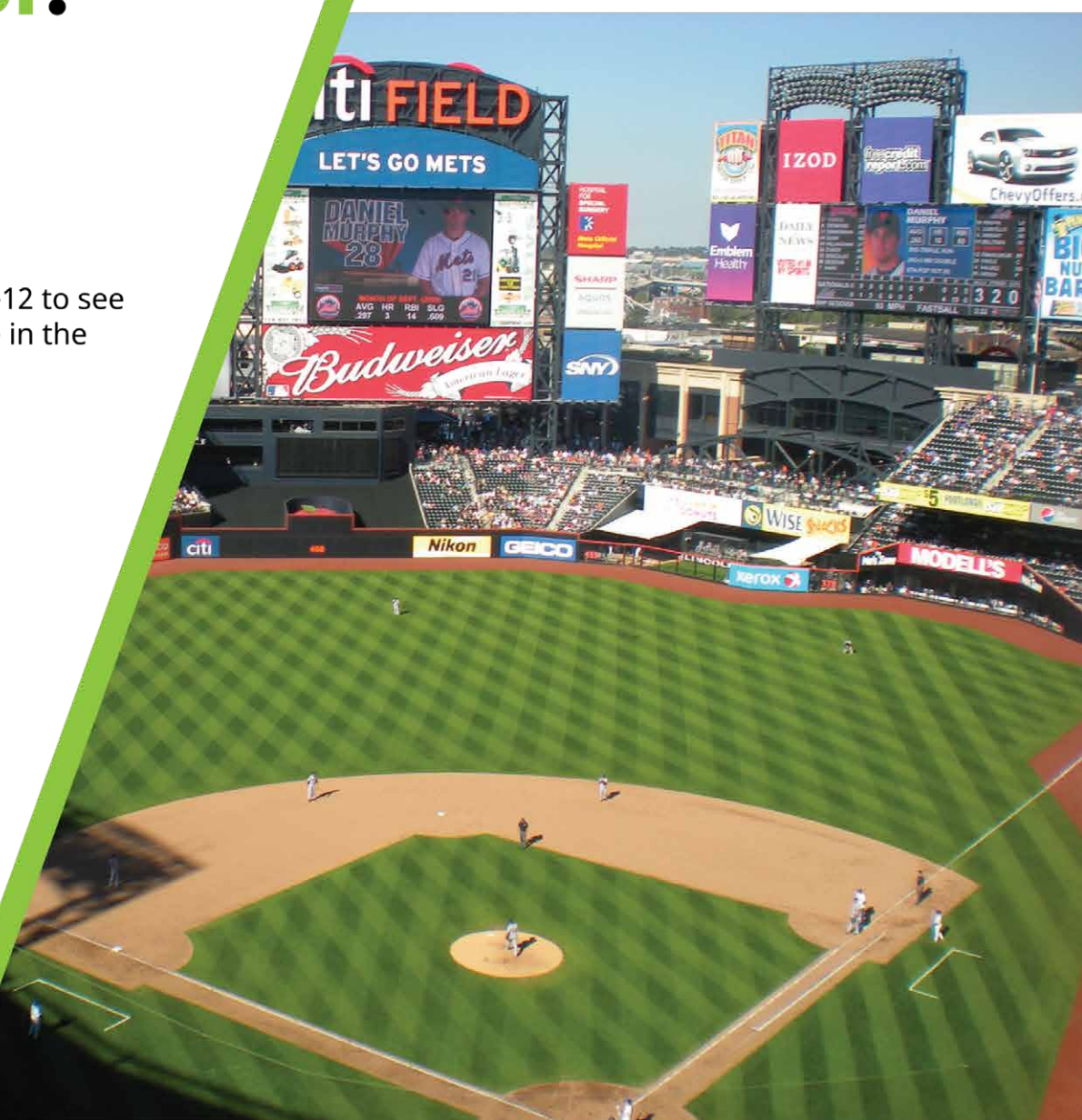
Sports Field





Our reason
is **water.**™

Please turn to pages 5-12 to see
ADS products available in the
Irrigation section.



TUFFScreen Pitcher's L-Screen

Designed for professional and college use. Ideal for outdoor and high-moisture environments.

SPECIFICATIONS

8' x 8'



SKU	Description
68553735	Pitcher's L-Screen with full padding kit
68553740	Replacement net only
68553745	Replacement pad
68553795	No-flat wheel kit

TUFFScreen Fungo Screen

For professional and college use.

SPECIFICATIONS

8' x 8'



SKU	Description
68553750	Fungo screen
68553755	Fungo screen with full padding kit
68553760	Replacement net
68553765	Padding kit

TUFFdrag Pro Rigid Drag Mat

Levels surfaces while the slightly angled rigid steel skims over the field – no digging in – for a smooth finish and minimal displacement. Minor assembly required.



SKU	Description
68510710	4' x 18" drag mat
68510712	6' x 18" drag mat

Softball Screen

Includes a special cutout for softball pitchers and works with both right- or left-handed pitchers or pitching machines.

SPECIFICATIONS

7' x 7'



SKU	Description
68553780	Softball screen
68553785	Replacement screen only

Streamliners

Built with a heavy-duty steel frame and rugged mold poly hopper, these chalkers easily withstand the wear and tear of the season. Features variable flow control and flexible brush agitator.



SKU	Description
68889700	Streamliner 354 line chalker
68889701	Streamliner 353 3-wheel line chalker
68889702	Streamliner 70P 4-wheel line chalker

SweetSpot Tamp Handle and Heads

Tamp Handle

Dampening, dead blow effect removes vibration. Fits SweetSpot tamp heads exclusively.

Tamp Heads

Replaceable heads for the SweetSpot tamping system. Tamp head and sock cover sold separately.



SKU	Description
68590700	SweetSpot tamp handle
68590704	4" x 6" SweetSpot tamp head
68590706	6" x 6" SweetSpot tamp head
68590708	8" x 8" SweetSpot tamp head
68590710	10" x 10" SweetSpot tamp head

DURA★EDGE

Mound Clays



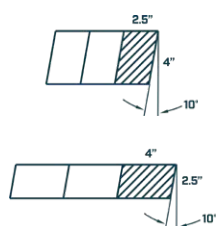

DuraPitch Premium

- Premium red mound clay
- Moisture-balanced clay that's ready for play right out of the bag
- Clay content greater than 30%



BlackStick

- Ultimate professional black mound clay
- Crushed and screened to 1/8"
- Pure gumbo mound clay
- Extreme packing density



ProLoc Blocks


- Parallelogram shaped blocks
- 10-degree wedge angles
- Able to be installed horizontally at 2.5" or vertically at 4"
- Increases durability and hold
- Minimizes seams and gaps

SKU	Description
20-310	DuraPitch Premium 50 Lb. bags
20-330	BlackStick 50 Lb. bags
20-315	ProLoc Mound Block bags

Calcined Clay Conditioner


FairBall

FairBall is engineered to stay in place, provide more coverage and provide less particle breakdown, which equates to less applications than any other calcined on the market. This product is designed to last longer and go further, which presents the most economical conditioner on the market. The volume of recommended product per infield is greatly reduced from industry standards, providing the end user opportunities to apply FairBall on more fields. This product is intended to be utilized on the surface of your infield skinned areas not tilled in.



Play Ball!

ProSlide Play Ball! conditioner is engineered to stay in place and provide less particle breakdown. This product is designed to have superior durability resulting in less contamination, meaning it stays on the surface longer. Play Ball! is a more attainable product for end users at all levels who want to implement a professional-grade calcined. This product is intended to be utilized on the surface of your infield skinned areas not tilled in.



ProDry

ProDry is engineered to quickly remove standing water. As a result of the screening process, which removes very fine particles and dust, this product can be dragged in the following day without compromising the integrity of your infield skin. ProDry is not simply the gathered spoils of other materials. In addition to water removal, the gradation also provides opportunity for applications to highly visible skinned areas to display a very clean, finely manicured appearance without creating a layering effect. ProDry is intended to be utilized on the surface of your infield skinned areas not tilled in.



SKU	Description
20-510	FairBall 50 Lb. bags
20-515	Play Ball! 50 Lb. bags
20-540	ProDry 50 Lb. bags

Anchored Pro Home Plate

Schutt anchored pro home plate has a stanchion mounted steel plate and includes a ground anchor. This pro style home plate is molded from heavy-duty rubber.

FEATURES

- Molded-rubber construction
- Stanchion-mounted steel plate
- Ground anchor included



SKU	Description
68500101	Anchored Pro Home Plate

Spiked Home Plate

The spiked home plate is heavy-duty molded white rubber with black beveled edges. The underside has five spikes for a secure installation.

FEATURES

- Heavy-duty molded white rubber
- Black beveled edges
- Five spikes included for secure installation




SKU	Description
68500151	Spiked home plate

Waffle Bottom Home Plate

Schutt rubber bury-all home plate has a waffle bottom. This durable all-rubber plate has no corners or edges to catch spikes and is 100% waterproof.

FEATURES

- Durable all-rubber construction
- No corners or edges to catch spikes
- Waterproof



SKU	Description
68500152	Waffle bottom home plate

Throw Down Base Set

Schutt Throw Down base set is a complete kit for both indoor and outdoor use. This kit includes three bases, home plate and the pitcher's plate.

FEATURES

- Includes all three bases plus home plate and pitcher's plate
- For indoor and outdoor use



SKU	Description
68500112	Throw Down base set

Jack Corbett MLB Hollywood Base Set

Jack Corbett MLB Hollywood base set has been the exclusive base of Major League Baseball for nearly 70 years and is used by all six National Pro Fastpitch Softball clubs. This set comes with 3 bases and 6" stanchions. Anchor plugs and ground anchors are sold separately.

FEATURES

- The exclusive base of Major League Baseball for nearly 70 years
- Used by all six National Pro Fastpitch Softball clubs
- Comes with 6" stanchions
- Full set of MLB bases



SKU	Description
68500114	Jack Corbett MLB Hollywood base set

3-Spike Pitching Rubber

Aside from the ball and glove, the rubber pitchers plate - official size is the most essential piece of equipment your pitcher uses. Intended for use on the ball field or in the backyard. Solid white molded rubber measures 6" x 24" and includes three spikes.

FEATURES

- Heavy-duty molded white rubber
- Metal inserts and three spikes for installation
- Great durability and economy



SKU	Description
68509420	3-Spike pitching rubber



World Class Athletic Surfaces

World Class field marking paints offer vibrant colors and more coverage per bucket than others on the market. These environmentally friendly paints are the perfect choice for football, soccer, baseball or any athletic field.

Premium Concentrate

Our premium concentrate is made of 100% acrylic with no calcium carbonate that could be harmful to grass. Our paints include more brightening and enhancing titanium dioxide than any other paint in the industry. No drying agents are allowed. This concentrate can be diluted from a 1-to-1 ratio up to a 5-to-1 ratio to match practice or game day needs, giving the user the ability to determine the level of brightness. Available in white, 15 standard World Class colors and custom colors.



SKU	Description
55051010	Ewing concentrated white paint
55051020	Premium concentrated white paint
Custom colors available	Concentrated color athletic paint. Recommended mix rate 1:1 or 2:1.

Premium Ready to Use

This paint is already mixed to the customer's specifications and is ready for game use immediately. No dilution needed. Simply stir and spray. Take advantage of World Class quality with no mess and no hassle. Available in white and custom colors.

SKU	Description
55050530	Ready-to-use white paint 1:1
55050500	Ready-to-use white paint 2:1

Painting Equipment

Affordable for any budget, the Graco S100 field laser is easily transportable and rolls easily over rough terrain. World Class also offers a one-can striper that carries 12 cans of paint for efficient striping. Handle folds down for easy storage.



SKU	Description
55053110	S100 Graco FieldLazer
55053010	One-can striper

World Class Tote System

Go green, eliminate waste and save space. The World Class ready-to-use paint tote system is available as a one- or two-tote stand system to hold our ready-to-use paint for natural and synthetic surfaces. Our tote stand can be painted in your team's colors. The 275-gallon tote saves on shipping costs, eliminates waste and allows storage of more paint in less space. Our proprietary system comes with a mixing blade that is designed to work with the motor to mix the paint effortlessly.



SKU	Description
55053600	Single tote stand with mixing motor and blade
55053610	Double tote stand w/1 mixing motor and blade
55053620	Double tote stand w/2 mixing motors and blades

World Class Aerosol Field Paint

These paints offer quick application and quick drying with sharp, crisp lines.

- Fast, efficient application
- Special tip to fit most machines
- Fast drying
- No mess, no waste
- Sharp, crisp lines
- Adjustable line width 2" to 8"
- One-pass coverage
- Proven formulation



SKU	Description
55050120	World Class white aerosol
55050201	World Class red aerosol
55050210	World Class crimson aerosol
55050208	World Class black aerosol
55050203	World Class yellow gold aerosol
55050212	World Class old gold aerosol
55050205	World Class green aerosol
55050214	World Class dark royal blue aerosol
55050213	World Class light royal blue aerosol
55050204	World Class navy blue aerosol
55050202	World Class orange aerosol
55050206	World Class purple aerosol
55050209	World Class gray aerosol

Sportfield Aerosol

This white, water-based paint is an economic option.



SKU	Description
55050110	Sportfield white aerosol

Standard Stencils


Our easy-to-use stencils are ideal for field numbers and hash marks, and our aluminum line sled makes line spraying a quick and simple process. Available in 3' and 6' tall numbers stencils. Available in 1/16" or 1/8" polyethylene. Set includes G, 0-5 and TV arrow.



SKU	Description
55052500	6' numbers 1/16" polyethylene
Contact your Ewing rep	6' numbers 1/8" polyethylene
Contact your Ewing rep	3' numbers 1/16" polyethylene
Contact your Ewing rep	3' numbers 1/8" polyethylene
5505367	Aluminum line sled

Field Stencils

We use the latest technology to take your team's logo, corporate identity or sponsor name and turn it into a fully customized stencil designed just for you. Because we manufacture the stencils, paint and turf colorant in house, we can supply your entire field graphics package and make sure everything works together for a custom appearance. Perfect for football, baseball and soccer fields as well as golf courses and other turf areas. Our World Class patent-pending tracing pattern ensures a clean, recognizable design.



Description

Contact your Ewing rep with specifications for pricing

Custom Windscreens

Our computer technology allows you to use your logo along with any other text and images on a customized windscreen. We offer a choice of fabrics and colors for our windscreens as well as vinyl stadium padding and banners.




Description

Contact your Ewing rep with specifications for pricing

EWING
Irrigation & Landscape Supply

Sports Field Products



Lean on Us to keep your field game ready! Whether the focus is on new sports field construction or renovation, seasonal maintenance or day-to-day operations, Ewing can help every step of the way.



LEAN ON US



FOR ALL YOUR BUSINESS NEEDS LEAN ON US

At the Blue Counter and Beyond

Ewing's blue counter has been the cornerstone of how we serve you with supplies, information, camaraderie and a place to lean on after a long day. But our support goes beyond the blue counter. Here at Ewing, whether you're a new pro or an industry vet, your business is our priority. It's the reason we've been at it for 100 years and why we'll continue to be here.

Your Partner, On and Off the Job Site

- ProAdvantage contractor rewards program
- On time delivery services
- Field consultations
- Education and training classes, webinars and resources.
- Project estimating and take-off services
- Online account management tools
- And more!

Follow us on social media:





Irrigation & Landscape Supply
EwingIrrigation.com



EWING®

100
YEARS



PROPOSED
ESTATE
Groose Point
WATER SYSTEM-5
Robacot Bldg
SCALE 1"=20'



EWING[®]
Irrigation & Landscape Supply

EMPRO[®]

 **Landscape
Products**[™]

